

Expenditures Report 2023-24

Customized Training Program



submitted to the:

Joint Legislative Education Oversight Committee

September 1, 2024

Dr. Jeff Cox, President

SBCB
08/16/2024



Customized Training Program Expenditures Report 2023-2024

CONTENTS

	Pages
EXECUTIVE SUMMARY	i - viii
PROJECT EXPENDITURES	1 - 21
ADDENDUM	22
PROJECTS BY INDUSTRY CLUSTERS	23 – 30
BUSINESS & INDUSTRY SUPPORT SUMMARY OF TRAINING ACTIVITIES	31 – 33
PROJECT COMPLETIONS	34 - 43



EXECUTIVE SUMMARY

The Customized Training Program supports the economic development efforts of the State by providing education, training and support services for eligible new, expanding and existing business and industry in North Carolina (G.S. 115D-5.1) through its network of 58 community colleges, serving all 100 counties of the state. The program goal is to foster and support three key aspects of a company's well-being: Job Growth, Technology Investment and Productivity Enhancement.

The program was developed in recognition of the fact that one of the most important factors for a business or industry considering locating, expanding, or remaining in North Carolina is the ability of the State to ensure the presence of a well-trained workforce. The program is designed to react quickly to the needs of businesses and to respect the confidential nature of proprietary processes and information within those businesses.

North Carolina General Statutes 115D-5.1 (e) (f) (f1) (f2) (f3) reads:

(e) There is created within the North Carolina Community College System the Customized Training Program. The Customized Training Program shall offer programs and training services to assist new and existing business and industry to remain productive, profitable, and within the State.

(f) The State Board shall report on an annual basis to the Joint Legislative Education Oversight Committee on:

- (1) The total amount of funds received by a company under the CIT Program;
- (2) The amount of funds per trainee received by that company;
- (3) The amount of funds received per trainee by the community college delivering the training;
- (4) The number of trainees trained by the company and community college; and
- (5) The number of years that company has been funded.

(f1) Notwithstanding any other provision of law, the State Board of Community Colleges may adopt rules and guidelines that allow the Customized Training Program and the Focused Industrial Training Program to use funds appropriated for those programs to support training projects for the various branches of the United States Armed Forces.

(f2) Funds available to the Customized Training Program shall not revert at the end of a fiscal year but shall remain available until expended. Up to ten percent (10%) of the college-delivered training expenditures and up to five percent (5%) of the contractor-delivered training expenditures for the prior fiscal year for Customized Training may be allotted to each college for capacity building at that college.

(f3) Of the funds appropriated in a fiscal year for the Customized Training Programs, the State Board of Community Colleges may approve the use of up to eight percent (8%) for the training and support of regional community college personnel to deliver Customized Industry Training Program services to business and industry.

In compliance with NCGS 115D-5.1 (f), this report is submitted as the September 1, 2024 annual expenditures report for the Customized Training Program and includes training activities for the reporting period July 1, 2023 – June 30, 2024.



Customized Training Program Guidelines

The following guidelines were adopted by the State Board of Community Colleges on August 15, 2008; amended May 15, 2009.

PURPOSE

The purpose of the Customized Training Program is to provide customized training assistance in support of full-time production and direct customer service positions created in the State of North Carolina, thereby enhancing the growth potential of companies located in the state while simultaneously preparing North Carolina's workforce with the skills essential to successful employment in emerging industries.

Colleges will receive an annual base allotment of Customized Training Program funds to support business and industry services. This annual base allotment will include an administrative and an instructional component.

ELIGIBILITY

Those businesses and industries eligible for support through the Customized Training Program include Manufacturing, Technology Intensive (i.e., Information Technology, Life Sciences), Regional or National Warehousing and Distribution Centers, Customer Support Centers, Air Courier Services, National Headquarters with operations outside North Carolina, and Civil Service employees providing technical support to US military installations located in North Carolina.

In order to receive assistance, eligible businesses and industries must demonstrate two or more of the following criteria:

- ◆ The business is making an appreciable capital investment;
- ◆ The business is deploying new technology;
- ◆ The business is creating jobs, expanding an existing workforce, or enhancing the productivity and profitability of the operations within the State; and
- ◆ The skills of the workers will be enhanced by the assistance.

Resources may support training assessment, instructional design, instructional costs, and training delivery for personnel involved in the direct production of goods and services. Production and technology support positions are also eligible for training support.

Full-time probationary employees of qualified Customized Training companies are eligible for training delivered by the community college.

The use of Customized Training funds requires that trainees are paid by the company for all time during training hours.

EXPENDITURE GUIDELINES

Salaries, Wages, and Related Expenses

- ◆ The following priorities will be given to the recruitment and utilization of instructors for Customized Training Program projects: 1) community college permanent or part-time employees; 2) contractors of the community college; and 3) company personnel. It shall be the responsibility of North Carolina Community College System staff and local community college staff to determine the appropriate length and provision of training. This information will be indicated in the Project Profile submitted for approval.
- ◆ Reimbursement for company instructors will be made at a 6:1 or greater trainee to trainer ratio.
- ◆ In those cases when community college staff or contractors are used for instruction, they will be compensated directly in accordance with existing policies and guidelines. In addition to costs of instruction, which includes travel expenses and course preparation time, community college staff or contractors may be reimbursed for costs associated with job analysis, training needs assessment and instructional design. The payment of social security taxes and other employee benefits to community college employees will be made in accordance with existing policies and procedures of the college.
- ◆ Employees of the client company may be used as instructors if community college staff or college contractors with the appropriate expertise are not readily available. The community colleges have the responsibility in such circumstances to ensure that all trainees are registered and to monitor the instruction so as to assure that it is being delivered according to the Training Plan and Project Profile. In such cases where company personnel are used as instructors, the company will be reimbursed the normal hourly rate of pay, less benefits, not to exceed a maximum of \$30.00 per hour. In addition to actual hours of direct instruction, compensation for additional time devoted to training program preparation may be recommended by the Regional Customized Training Director and authorized by the Vice President of Economic Development for the North Carolina Community College System. This amount may not exceed 15 percent of the scheduled training hours or a maximum of 80 hours total. Wages may not be paid to prospective trainers while they are trainees in production operations, and under no circumstances may funds be used to pay trainee wages or salaries. The cost of materials may not be included as an allowance expense if the materials will be part of a marketable product for the company.
- ◆ Colleges will receive a 10 percent administrative allowance based upon the current fiscal year expenditures that support an approved Customized Training project. Clerical staff, administrative personnel, and project coordination staff may be employed by a community college expressly for direct services related to a specific project if recommended by the Regional Customized Training Director and approved by the Vice President of Economic Development. Funding for these positions will not be included in the calculation of college administrative allowance.

- ◆ Administrative allowance earned during the current fiscal year may be carried forward and expended in the following fiscal year. The combination of funding of the annual base allotment to support business and industry services and the available carry forward shall not exceed \$100,000.
- ◆ When recommended by the local community college and the Regional Customized Training Director and approved by the Vice President of Economic Development, Customized Training Program funds may also support training of community college instructors for skill acquisition of strategic technologies associated with a Customized Training Program project. The purpose of these expenditures will be to support specialized college instructor training for skills deemed important for future support of employers within the college's service area.

Travel Expenses

- ◆ Community college instructors may be reimbursed for travel expenses in accordance with local established travel policies and procedures.
- ◆ Out-of-state residents, employed or reimbursed directly by the company, may be temporarily assigned as training instructors and reimbursed for their expenses after having trained six or more company employees. The number of individuals per project supported for travel to the state is subject to negotiation and prior approval, and under such circumstances they will be limited to:
 - a) a maximum of twelve (12) weeks per diem at the currently approved in-state rate.
 - b) one round-trip air fare (coach class, reimbursed at a 14-day prior purchase rate) or cost equivalent for each of the two complete or partial six-week periods of supported state residency.
 - c) local travel allowances as authorized by the Regional Customized Training Director prior to departure.
- ◆ In-state residents serving as instructors and employed by the company may be reimbursed for previously authorized out-of-state travel after having returned and trained six or more company employees in the knowledge or skills acquired as a result of the out-of-state travel. The intent of the out-of-state travel will be to acquire knowledge or skills necessary for project instruction.

The number of individuals supported for out-of-state travel per project is subject to negotiation and prior approval, and under such circumstances they will be limited to:

- a) a maximum of six weeks per diem at the currently approved out-of-state rate. Per diem allowances for international travel may be adjusted for actual cost differences in different locations.
- b) one round-trip air fare (coach class, reimbursed at a 14-day prior purchase rate) or cost equivalent to location of the temporary assignment.
- c) local travel allowances as authorized by the Regional Customized Training Director prior to departure.

Training Facilities

- ◆ Community colleges may be reimbursed for costs associated with providing dedicated training

facilities for Customized Training projects. Reimbursement to the college may be provided for the period required by the client company for dedicated temporary training space, not to exceed twelve months in duration. Funding for training facility costs will not be calculated in the college's administrative allowance.

- ◆ For training provided at existing college facilities, the college may be reimbursed a reasonable cost share of utilities (including electricity, gas, oil, water and sewer) for the space provided to the Customized Training project. If suitable space is not available at a community college permanent facility, colleges may also be reimbursed for the costs of leasing space on a temporary basis. In such cases, colleges may be reimbursed the reasonable costs of leasing, utilities, maintenance, trash and garbage service, protective and security services, and insurance costs. Colleges may not lease temporary training space from Customized Training client companies or their subsidiaries.
- ◆ Colleges may be reimbursed for reasonable costs associated with necessary alterations to facilities to accommodate the training. Pursuant to G.S. 143-34.40, 143-15.3A, and 143-23(a), these reasonable costs cannot be considered as capital expenditures and must be approved by the Vice President of Economic Development prior to the initiation of the project.

Client companies may not be reimbursed for the leasing of training or other facilities through the Customized Training Program. They may, however, be reimbursed the reasonable costs of transporting, installing, and removing training equipment to and from community college-provided training facilities. Customized Training funds may not be used to make repairs or improvements to company-owned equipment.

Training Materials, Supplies, and Equipment

- ◆ The State may provide necessary classroom and training-related supplies and materials in support of a specific training project.
- ◆ Media development services may be provided if recommended by the Regional Customized Training Director and approved by the Vice President of Economic Development.
- ◆ The State may provide, install, and maintain at the training site, standard items of equipment normally associated with vocational/occupational training as available and typically used within the North Carolina Community College System.

APPROVAL PROCEDURES

- ◆ Project Profile and Developmental Authorization forms must be approved by the local community college Director, the community college President, and the Regional Customized Training Director and submitted for approval prior to project initiation. The Project Profile must include total estimated project costs and a project time frame, not to exceed 36 months in duration after project approval. Time frames and project costs may be amended according to project training needs with prior approval from the Vice President of Economic Development.
- ◆ Approval for projects with estimated total expenditures less than \$50,000 may be made by the Vice President of Economic Development. Projects in excess of \$50,000 must be approved by the Vice

President of Economic Development and submitted by the Vice President for secondary approval to a Joint Community College/Department of Commerce Review Panel consisting of a designee of the President of the North Carolina Community College System and a designee of the North Carolina Secretary of Commerce.

- ◆ Project expenditures must be in accordance with the approved Project Profile and may not exceed the amount indicated in the profile without prior amendment and approval.

CAPACITY BUILDING

10 Percent/5 Percent Funds

- ◆ Up to 10% of the college-delivered Customized Training Program expenditures and up to 5% of the contractor-delivered Customized Training Program expenditures for the prior fiscal year may be appropriated by the State Board of Community Colleges to each community college for capacity building through the development of human capital.
- ◆ The community college shall identify instructional delivery deficiencies and how receipt of these funds will address such deficiencies.
- ◆ These funds shall be used for instructor/trainer skill-specific training, certifications, and development of instructional materials at the local level.
- ◆ A projected budget shall be submitted to the Vice President of Economic Development for approval.
- ◆ Community colleges shall evaluate the impact of these capacity-building funds. The results of this impact evaluation shall be shared with the State Board of Community Colleges within the Joint Legislative Education Oversight Committee Annual Report. Future allocations will be dependent upon demonstration of local instructional services capacity building.

Eight Percent Set-Aside Funds

- ◆ Up to 8% of the annual Customized Training Program budget may be appropriated by the State Board of Community Colleges for the support of regional community college personnel to deliver Customized Training Program services to business and industry.
- ◆ Under the direction of the Vice President of Economic Development and the Regional Customized Training Directors, regional support positions will be identified and placed strategically at community colleges to maximize training services to business and industry throughout the State.
- ◆ These regional support positions will be contracted on a 12-month basis and will be re-evaluated at the completion of each contract. Funding may be allotted to the colleges for these regional support positions for up to 18 months.

- ◆ These 8% funds can be used for salary, fringes, travel, subsistence, supplies and materials, and training certifications.
- ◆ The regional support positions will be evaluated at the end of each contract to determine if the strategic initiative of capacity building within the System is being accomplished. The results of the evaluation process will determine future location of such positions. The results will be shared with the State Board of Community Colleges within the Joint Legislative Education Oversight Committee Annual Report.

GUIDELINES EXCEPTION

- ◆ In unusual or extenuating circumstances, the Vice President of Economic Development may recommend to the President of the North Carolina Community College System and the Secretary of the North Carolina Department of Commerce exceptions to these Guidelines. Exceptions will be documented in a written format and included with the appropriate Project Profile form.



Customized Training Program

Total Expenditures: FY 2023-2024

Job Growth (new & existing companies)

Number of Projects
192

Number of Trainees
15,790

Project Expenditures
\$6,793,469.82

Productivity Enhancement

Number of Projects
76

Number of Trainees
3,874

Project Expenditures
\$951,044.11

Technology Investment

Number of Projects
24

Number of Trainees
807

Project Expenditures
\$365,266.87

Project Totals

Projects
292

Trainees
20,471

Expenditures
\$8,109,780.80

Existing Industry Support

Companies Served
561

Number of Trainees
9,453

Expenditures
\$3,059,040.20

Program Related Expenditures

Learning Resources Instructional Tools (Media Development)
\$270,757.68

Regionally Based Resources
\$670,424.93

Equipment
\$1,788,375.11

Customized Training Program Totals		
Expenditures \$13,898,378.72	Number Trained 29,924	Total Average Cost Per Trainee \$464.46

Customized Training Project Expenditures Data Category Definitions

Column	Data Category	Definition
1	College/Company	North Carolina community college to which funds have been allocated for the support of an approved Customized Training project; the new or existing company supported by Customized Training project funding.
2	Project Type	JG-New = Job Growth for New Company; JG-Existing = Job Growth for Existing Company; PE-Existing = Productivity Enhancement for Existing Company; TI-Existing = Technology Investment for Existing Company.
3	Fiscal Years Funded	Total number of fiscal years the Customized Training project has been funded.
4	Company Training Reimbursement Expenditures	Funds provided directly to a company for instructional and other training-related expenditures allowable under the Customized Training Program.
5	Number Trained by Company Instructors	Number of trainees trained by instructors who are company employees/contractors; number trained by which the company has received program funds to reimburse travel for train-the-trainer company instructors expense, and/or their wages for instruction and company instructors course development time.
6	Average Company Reimbursement Per Trainee	Customized training-related company expenditures divided by the number of trainees trained by company instructors.
7	College Training Expenditures	Funds expended by a community college to support the training of employees and potential employees of a company under the Customized Training Program, including administrative allowance.
8	Number Trained by College Instructors	Number of company trainees trained by either full- or part-time college instructors, contracted community college instructors, NCCCS Regional Trainers, or NCCCS BioNetwork instructors under an approved Customized Training project.
9	Average College Cost Per Trainee	Total Customized Training funds expended by a community college for support of a project, outside of funds provided directly to a company, divided by the total number of trainees trained by community college instructors.
10	Total Expenditures	Total amount of Customized Training funds expended per fiscal year to support an approved project.
11	Total Trained by Company and College Instructors	Total unduplicated number of employees trained under an approved Customized Training project, by training providers listed in columns 5 and 8.
12	Average Total Cost Per Trainee	Total expenditures for an approved Customized Training project divided by the total unduplicated number of trainees.

North Carolina Community College System
Customized Training Project Expenditures
(Funding Purpose 361)
Reporting Period: July 1, 2023 - June 30, 2024

College/Company	Project Type	Number of Fiscal Years Funded	Company Training Reimbursement Expenditures	Number Trained by Company Instructors	Average Company Reimbursement Per Trainee	College Training Expenditures	Number Trained by College Instructors	Average College Cost Per Trainee	Total Expenditures	Total Trained by Company & College Instructors	Average Total Cost Per Trainee
[1]	[2]	[3]	[4]	[5]	[6]	[7]	[8]	[9]	[11]	[12]	[13]
Alamance Community College											
Andersen Products (project 3)	JG-Existing	2	\$0.00	0	\$0.00	\$14,801.00	57	\$259.67	\$14,801.00	57	\$259.67
BD Diagnostics (project 2)	TI-Existing	2	\$0.00	0	\$0.00	\$8,680.00	37	\$234.59	\$8,680.00	37	\$234.59
Carolina Biological Supply (project 5)	JG-Existing	2	\$0.00	0	\$0.00	\$38,336.00	119	\$322.15	\$38,336.00	119	\$322.15
Lotus Bakeries	JG-Existing	2	\$0.00	0	\$0.00	\$6,484.00	89	\$72.85	\$6,484.00	89	\$72.85
Sandvik (project 2)	PE-Existing	2	\$0.00	0	\$0.00	\$3,602.50	17	\$211.91	\$3,602.50	17	\$211.91
Alamance Total			\$0.00	0	\$0.00	\$71,903.50	319	\$225.40	\$71,903.50	319	\$225.40
Asheville-Buncombe Technical Community College											
Arcadia Beverage	PE-Existing	2	\$0.00	0	\$0.00	\$15,751.68	48	\$328.16	\$15,751.68	48	\$328.16
BorgWarner Turbo Systems (project 3)	TI-Existing	2	\$0.00	0	\$0.00	\$9,431.89	73	\$129.20	\$9,431.89	73	\$129.20
Buchi Kombucha	JG-Existing	3	\$0.00	0	\$0.00	\$22,150.04	104	\$212.98	\$22,150.04	104	\$212.98
Burial Beer	PE-Existing	1	\$0.00	0	\$0.00	\$6,875.00	30	\$229.17	\$6,875.00	30	\$229.17
Eaton Avery Creek (project 6)	JG-Existing	3	\$0.00	0	\$0.00	\$29,471.97	350	\$84.21	\$29,471.97	350	\$84.21
GE Aerospace (project 5)	JG-Expanding	1	\$0.00	0	\$0.00	\$57,467.27	167	\$344.12	\$57,467.27	167	\$344.12
GE Aviation (Asheville) (project 4)	PE-Existing	3	\$0.00	0	\$0.00	\$61,446.93	138	\$445.27	\$61,446.93	138	\$445.27
Jacob Holm Industries (project 2)	TI-Existing	3	\$0.00	0	\$0.00	\$121.00	16	\$7.56	\$121.00	16	\$7.56
New Belgium Brewing (project 3)	JG-Existing	3	\$0.00	0	\$0.00	\$32,142.01	68	\$472.68	\$32,142.01	68	\$472.68
New Belgium Brewing (project 4)	TI-Existing	1	\$0.00	0	\$0.00	\$7,465.70	6	\$1,244.28	\$7,465.70	6	\$1,244.28
Pratt & Whitney	JG-New	3	\$33,600.00	129	\$260.47	\$619,727.80	256	\$2,420.81	\$653,327.80	385	\$1,696.96
Thermo Fisher Scientific (project 3)	JG-Existing	3	\$0.00	0	\$0.00	\$12,556.53	24	\$523.19	\$12,556.53	24	\$523.19
Asheville-Buncombe Total			\$33,600.00	129	\$260.47	\$874,607.82	1,280	\$683.29	\$908,207.82	1,409	\$644.58

North Carolina Community College System
Customized Training Project Expenditures
(Funding Purpose 361)
Reporting Period: July 1, 2023 - June 30, 2024

College/Company	Project Type	Number of Fiscal Years Funded	Company Training Reimbursement Expenditures	Number Trained by Company Instructors	Average Company Reimbursement Per Trainee	College Training Expenditures	Number Trained by College Instructors	Average College Cost Per Trainee	Total Expenditures	Total Trained by Company & College Instructors	Average Total Cost Per Trainee
Beaufort County Community College											
AAF Flanders (project 4)	JG-Existing	2	\$0.00	0	\$0.00	\$33,751.76	27	\$1,250.07	\$33,751.76	27	\$1,250.07
Caldwell Marine Designs	PE-Existing	1	\$0.00	0	\$0.00	\$40.00	6	\$6.67	\$40.00	6	\$6.67
Carver Machine Works	PE-Existing	2	\$0.00	0	\$0.00	\$6,202.83	17	\$364.87	\$6,202.83	17	\$364.87
Oak Ridge Industries	PE-Existing	1	\$0.00	0	\$0.00	\$5,509.00	8	\$688.63	\$5,509.00	8	\$688.63
Seolta (formerly Pamlico Yachtworks)	JG-Existing	4	\$0.00	0	\$0.00	\$4,179.22	31	\$134.81	\$4,179.22	31	\$134.81
VT Hackney (project 2)	JG-Existing	1	\$0.00	0	\$0.00	\$6,539.05	14	\$467.08	\$6,539.05	14	\$467.08
Beaufort Total			\$0.00	0	\$0.00	\$56,221.86	103	\$545.84	\$56,221.86	103	\$545.84
Bladen Community College											
Smithfield Plant (Tar Heel)	JG-Existing	3	\$0.00	0	\$0.00	\$32,894.66	46	\$715.10	\$32,894.66	46	\$715.10
Bladen Total			\$0.00	0	\$0.00	\$32,894.66	46.00	\$715.10	\$32,894.66	46	\$715.10
Blue Ridge Community College											
Kimberly-Clark Corporation (project 2)	PE-Existing	2	\$0.00	0	\$0.00	\$22,519.00	24	\$938.29	\$22,519.00	24	\$938.29
Sierra Nevada Brewing Company (project 2)	PE-Existing	2	\$0.00	0	\$0.00	\$3,803.00	23	\$165.35	\$3,803.00	23	\$165.35
Tageos	JG-New	1	\$0.00	0	\$0.00	\$50,930.00	23	\$2,214.35	\$50,930.00	23	\$2,214.35
Blue Ridge Total			\$0.00	0	\$0.00	\$77,252.00	70	\$1,103.60	\$77,252.00	70	\$1,103.60
Brunswick Community College											
Blair-HSM Machine Works	TI-Existing	2	\$0.00	0	\$0.00	\$240.00	7	\$34.29	\$240.00	7	\$34.29
Cygnus	JG-Expanding	1	\$0.00	0	\$0.00	\$6,653.18	18	\$369.62	\$6,653.18	18	\$369.62
Flow Sciences, Inc.	JG-Existing	2	\$0.00	0	\$0.00	\$2,180.49	41	\$53.18	\$2,180.49	41	\$53.18

North Carolina Community College System
Customized Training Project Expenditures
(Funding Purpose 361)

Reporting Period: July 1, 2023 - June 30, 2024

College/Company	Project Type	Number of Fiscal Years Funded	Company Training Reimbursement Expenditures	Number Trained by Company Instructors	Average Company Reimbursement Per Trainee	College Training Expenditures	Number Trained by College Instructors	Average College Cost Per Trainee	Total Expenditures	Total Trained by Company & College Instructors	Average Total Cost Per Trainee
Pacon Manufacturing	JG-New	2	\$0.00	0	\$0.00	\$7,557.00	55	\$137.40	\$7,557.00	55	\$137.40
Precision Swiss Products, Inc.	JG-New	2	\$0.00	0	\$0.00	\$23,950.19	56	\$427.68	\$23,950.19	56	\$427.68
Walex	JG-Expanding	1	\$0.00	0	\$0.00	\$5,715.43	19	\$300.81	\$5,715.43	19	\$300.81
Brunswick Total			\$0.00	0	\$0.00	\$46,296.29	196	\$236.21	\$46,296.29	196	\$236.21
Caldwell Community College & Technical Institute											
Bemis	TI-Existing	1	\$0.00	0	\$0.00	\$24,974.00	38	\$657.21	\$24,974.00	38	\$657.21
Exela Pharma Sciences (project 2)	PE-Existing	3	\$0.00	0	\$0.00	\$31,574.00	228	\$138.48	\$31,574.00	228	\$138.48
Sealed Air (project 2)	PE-Existing	1	\$0.00	0	\$0.00	\$6,188.00	82	\$75.46	\$6,188.00	82	\$75.46
Teijin Automotive	PE-Existing	1	\$0.00	0	\$0.00	\$20,416.00	28	\$729.14	\$20,416.00	28	\$729.14
Caldwell Total			\$0.00	0	\$0.00	\$83,152.00	376	\$221.15	\$83,152.00	376	\$221.15
Cape Fear Community College											
CloudWyze (project 2) [#]	JG-Expanding	2	\$0.00	0	\$0.00	\$13,879.00	5	\$2,775.80	\$13,879.00	5	\$2,775.80
Edge-Works Manufacturing Company, Inc.	JG-Existing	3	\$0.00	0	\$0.00	\$550.00	1	\$550.00	\$550.00	1	\$550.00
Gaf Burgaw	JG-Expanding	1	\$0.00	0	\$0.00	\$23,599.27	112	\$210.71	\$23,599.27	112	\$210.71
GE Aerospace	JG-Expanding	1	\$0.00	0	\$0.00	\$16,723.00	26	\$643.19	\$16,723.00	26	\$643.19
Paperfoam Packaging	JG-Expanding	1	\$0.00	0	\$0.00	\$3,144.00	12	\$262.00	\$3,144.00	12	\$262.00
Polyhose USA	JG-New	2	\$0.00	0	\$0.00	\$2,612.44	18	\$145.14	\$2,612.44	18	\$145.14
Vantaca, LLC	JG-Existing	3	\$0.00	0	\$0.00	\$24,260.00	25	\$970.40	\$24,260.00	25	\$970.40
Vantaca, LLC (project 2)	PE-Existing	1	\$0.00	0	\$0.00	\$22,731.88	46	\$494.17	\$22,731.88	46	\$494.17
Cape Fear Total			\$0.00	0	\$0.00	\$107,499.59	245	\$438.77	\$107,499.59	245	\$438.77

North Carolina Community College System
Customized Training Project Expenditures
(Funding Purpose 361)
Reporting Period: July 1, 2023 - June 30, 2024

College/Company	Project Type	Number of Fiscal Years Funded	Company Training Reimbursement Expenditures	Number Trained by Company Instructors	Average Company Reimbursement Per Trainee	College Training Expenditures	Number Trained by College Instructors	Average College Cost Per Trainee	Total Expenditures	Total Trained by Company & College Instructors	Average Total Cost Per Trainee
Carteret Community College											
Parker Boats	JG-Existing	4	\$0.00	0	\$0.00	\$6,830.00	26	\$262.69	\$6,830.00	26	\$262.69
Carteret Total			\$0.00	0	\$0.00	\$6,830.00	26	\$262.69	\$6,830.00	26	\$262.69
Catawba Valley Community College											
Arhaus Furniture	PE-Existing	2	\$0.00	0	\$0.00	\$3,276.56	44	\$74.47	\$3,276.56	44	\$74.47
Cataler North A	JG-New	1	\$0.00	0	\$0.00	\$16,200.90	27	\$600.03	\$16,200.90	27	\$600.03
Design Foundry	PE-Existing	2	\$0.00	0	\$0.00	\$4,736.45	22	\$215.29	\$4,736.45	22	\$215.29
Gusmer	PE-New	1	\$0.00	0	\$0.00	\$3,251.00	12	\$270.92	\$3,251.00	12	\$270.92
Prysmian Group	PE-Existing	3	\$0.00	0	\$0.00	\$6,213.86	59	\$105.32	\$6,213.86	59	\$105.32
Sherrill Furniture	PE-Existing	2	\$0.00	0	\$0.00	\$12,332.53	91	\$135.52	\$12,332.53	91	\$135.52
Catawba Valley Total			\$0.00	0	\$0.00	\$46,011.30	255	\$180.44	\$46,011.30	255	\$180.44
Central Carolina Community College											
3M Corporation (project 3)	PE-Existing	1	\$0.00	0	\$0.00	\$6,820.00	25	\$272.80	\$6,820.00	25	\$272.80
Armtec Defense	PE-Existing	1	\$0.00	0	\$0.00	\$6,483.82	85	\$76.28	\$6,483.82	85	\$76.28
Bharat Forge Aluminum USA (project 2)	JG-Expanding	1	\$0.00	0	\$0.00	\$23,285.00	142	\$163.98	\$23,285.00	142	\$163.98
Bharat Forge Aluminum USA, Inc. [#]	JG-New	4	\$0.00	0	\$0.00	\$84,457.00	18	\$4,692.06	\$84,457.00	18	\$4,692.06
Caterpillar, Inc. (project 3)	JG-Existing	3	\$0.00	0	\$0.00	\$75,701.92	177	\$427.69	\$75,701.92	177	\$427.69
Conveyor Technologies (project 2)	PE-Existing	2	\$0.00	0	\$0.00	\$3,038.00	27	\$112.52	\$3,038.00	27	\$112.52
Coty, Inc. (project 4)	PE-Existing	3	\$0.00	0	\$0.00	\$16,939.20	76	\$222.88	\$16,939.20	76	\$222.88
Gaines Oil Company	JG-Expanding	1	\$0.00	0	\$0.00	\$9,412.66	20	\$470.63	\$9,412.66	20	\$470.63

North Carolina Community College System
Customized Training Project Expenditures
(Funding Purpose 361)
Reporting Period: July 1, 2023 - June 30, 2024

College/Company	Project Type	Number of Fiscal Years Funded	Company Training Reimbursement Expenditures	Number Trained by Company Instructors	Average Company Reimbursement Per Trainee	College Training Expenditures	Number Trained by College Instructors	Average College Cost Per Trainee	Total Expenditures	Total Trained by Company & College Instructors	Average Total Cost Per Trainee
Gildan (project 3) (frmly Frontier Yarns, Inc.)	JG-Existing	4	\$0.00	0	\$0.00	\$12,497.13	29	\$430.94	\$12,497.13	29	\$430.94
Gould & Goodrich (project 2)	PE-Existing	1	\$0.00	0	\$0.00	\$5,871.29	11	\$533.75	\$5,871.29	11	\$533.75
Pfizer (project 2)	JG-Existing	3	\$0.00	0	\$0.00	\$64,601.91	126	\$512.71	\$64,601.91	126	\$512.71
Pfizer Sanford North (Formerly Abzena)	JG-Existing	2	\$0.00	0	\$0.00	\$45,773.38	67	\$683.18	\$45,773.38	67	\$683.18
VinFast (developmental) [**]	DEV	2	\$0.00	0	\$0.00	\$274,238.70	0	\$0.00	\$274,238.70	0	\$0.00
Wolfspeed [#]	JG-New	1	\$0.00	0	\$0.00	\$706,587.80	18	\$39,254.88	\$706,587.80	18	\$39,254.88
Central Carolina Total			\$0.00	0	\$0.00	\$1,335,707.81	821	\$1,626.93	\$1,335,707.81	821	\$1,626.93
Central Piedmont Community College											
Akoustis Technologies	JG-Existing	2	\$0.00	0	\$0.00	\$14,892.00	11	\$1,353.82	\$14,892.00	11	\$1,353.82
Boingo Graphics	PE-Existing	1	\$0.00	0	\$0.00	\$10,357.37	16	\$647.34	\$10,357.37	16	\$647.34
IPEX USA, LLC	JG-Existing	2	\$0.00	0	\$0.00	\$31,750.93	75	\$423.35	\$31,750.93	75	\$423.35
Jenkins Electric	JG-Expanding	1	\$0.00	0	\$0.00	\$25,967.83	45	\$577.06	\$25,967.83	45	\$577.06
Legion Brewing	JG-Existing	2	\$0.00	0	\$0.00	\$17,750.49	29	\$612.09	\$17,750.49	29	\$612.09
Old Republic Home Protection, Inc.	JG-New	3	\$0.00	0	\$0.00	\$3,756.76	18	\$208.71	\$3,756.76	18	\$208.71
Printful (project 2)	JG-Existing	4	\$0.00	0	\$0.00	\$4,549.00	21	\$216.62	\$4,549.00	21	\$216.62
RGA Enterprises, Inc.	PE-Existing	2	\$0.00	0	\$0.00	\$6,340.00	22	\$288.18	\$6,340.00	22	\$288.18
Siemens Energy	JG-Expanding	1	\$2,820.00	206	\$13.69	\$25,330.84	182	\$139.18	\$28,150.84	285	\$98.77
Central Piedmont Total			\$2,820.00	206	\$0.00	\$140,695.22	419	\$335.79	\$143,515.22	522	\$274.93
Cleveland Community College											
AMES/IMC Copper Group	JG-Existing	3	\$0.00	0	\$0.00	\$22,208.88	237	\$93.71	\$22,208.88	237	\$93.71

North Carolina Community College System
Customized Training Project Expenditures
(Funding Purpose 361)
Reporting Period: July 1, 2023 - June 30, 2024

College/Company	Project Type	Number of Fiscal Years Funded	Company Training Reimbursement Expenditures	Number Trained by Company Instructors	Average Company Reimbursement Per Trainee	College Training Expenditures	Number Trained by College Instructors	Average College Cost Per Trainee	Total Expenditures	Total Trained by Company & College Instructors	Average Total Cost Per Trainee
Coats North America	JG-Existing	2	\$0.00	0	\$0.00	\$84,735.15	365	\$232.15	\$84,735.15	365	\$232.15
Fab-Tec	JG-Expanding	1	\$0.00	0	\$0.00	\$2,200.00	8	\$275.00	\$2,200.00	8	\$275.00
Greenheck Fan Corporation (project 3)	JG-Existing	3	\$0.00	0	\$0.00	\$50,057.46	229	\$218.59	\$50,057.46	229	\$218.59
Southeastern Container	JG-Existing	3	\$0.00	0	\$0.00	\$29,350.85	277	\$105.96	\$29,350.85	277	\$105.96
Walker Woodworking	JG-Existing	2	\$0.00	0	\$0.00	\$22,737.00	58	\$392.02	\$22,737.00	58	\$392.02
Zapps Wholesale	JG-Existing	3	\$0.00	0	\$0.00	\$9,350.00	19	\$492.11	\$9,350.00	19	\$492.11
Cleveland Total			\$0.00	0	\$0.00	\$220,639.34	1,193	\$184.94	\$220,639.34	1,193	\$184.94
College of the Albemarle											
NP East	PE-Existing	1	\$0.00	0	\$0.00	\$4,596.00	10	\$459.60	\$4,596.00	10	\$459.60
Regulator Marine, Inc. (project 3)	JG-Existing	2	\$0.00	0	\$0.00	\$25,025.00	235	\$106.49	\$25,025.00	235	\$106.49
College of the Albemarle Total			\$0.00	0	\$0.00	\$29,621.00	245	\$120.90	\$29,621.00	245	\$120.90
Craven Community College											
BSH Home Appliances Corporation (project 3)	JG-Existing	3	\$0.00	0	\$0.00	\$8,580.00	13	\$660.00	\$8,580.00	13	\$660.00
Chatsworth Products (project 2)	TI-Existing	1	\$0.00	0	\$0.00	\$22,285.42	37	\$602.31	\$22,285.42	37	\$602.31
Craven Total			\$0.00	0	\$0.00	\$30,865.42	50	\$617.31	\$30,865.42	50	\$617.31
Davidson-Davie Community College											
Amarr Entrematic (project 3)	JG-Existing	2	\$0.00	0	\$0.00	\$11,605.00	10	\$1,160.50	\$11,605.00	10	\$1,160.50
Ashley Furniture (project 2)	JG-Existing	1	\$0.00	0	\$0.00	\$21,818.08	52	\$419.58	\$21,818.08	52	\$419.58
Avgol (project 3)	JG-Existing	1	\$0.00	0	\$0.00	\$12,976.99	60	\$216.28	\$12,976.99	60	\$216.28

North Carolina Community College System
Customized Training Project Expenditures
(Funding Purpose 361)
Reporting Period: July 1, 2023 - June 30, 2024

College/Company	Project Type	Number of Fiscal Years Funded	Company Training Reimbursement Expenditures	Number Trained by Company Instructors	Average Company Reimbursement Per Trainee	College Training Expenditures	Number Trained by College Instructors	Average College Cost Per Trainee	Total Expenditures	Total Trained by Company & College Instructors	Average Total Cost Per Trainee
Border Concepts, Inc.	JG-Existing	2	\$0.00	0	\$0.00	\$1,468.65	34	\$43.20	\$1,468.65	34	\$43.20
Brakebush Brothers	JG-Existing	1	\$0.00	0	\$0.00	\$12,815.00	24	\$533.96	\$12,815.00	24	\$533.96
Comfort Bilt, LLC	JG-Existing	2	\$0.00	0	\$0.00	\$1,870.00	20	\$93.50	\$1,870.00	20	\$93.50
DFA US, Inc.	JG-Existing	2	\$0.00	0	\$0.00	\$11,484.13	16	\$717.76	\$11,484.13	16	\$717.76
EGGER Wood Products (project 2)	JG-Existing	2	\$0.00	0	\$0.00	\$27,857.24	103	\$270.46	\$27,857.24	103	\$270.46
Greif, Inc.	JG-Existing	2	\$0.00	0	\$0.00	\$8,202.45	31	\$264.60	\$8,202.45	31	\$264.60
Liberty Sheds	JG-Expanding	1	\$0.00	0	\$0.00	\$2,503.67	21	\$119.22	\$2,503.67	21	\$119.22
McIntyre Manufacturing Group	JG-Expanding	1	\$0.00	0	\$0.00	\$6,463.00	42	\$153.88	\$6,463.00	42	\$153.88
Mohawk Industries (project 2)	JG-Existing	2	\$0.00	0	\$0.00	\$8,493.80	78	\$108.89	\$8,493.80	78	\$108.89
Nucor Steel	JG-New	1	\$0.00	0	\$0.00	\$11,468.60	50	\$229.37	\$11,468.60	50	\$229.37
Davidson-Davie Total			\$0.00	0	\$0.00	\$139,026.61	541	\$256.98	\$139,026.61	541	\$256.98
Durham Technical Community College											
Baebies, Inc.	JG-Existing	4	\$0.00	0	\$0.00	\$1,700.00	10	\$170.00	\$1,700.00	10	\$170.00
Beam Therapeutics	JG-New	1	\$0.00	0	\$0.00	\$10,763.40	57	\$188.83	\$10,763.40	57	\$188.83
Biogen (project 3)	JG - Expanding	2	\$0.00	0	\$0.00	\$99,874.85	353	\$282.93	\$99,874.85	353	\$282.93
Carolina Components Group	JG-Existing	2	\$0.00	0	\$0.00	\$25,659.72	64	\$400.93	\$25,659.72	64	\$400.93
Eli Lilly and Company (Durham county)	JG-New	3	\$0.00	0	\$0.00	\$30,603.59	165	\$185.48	\$30,603.59	165	\$185.48
GE Aerospace (project 3)	JG-Existing	1	\$0.00	0	\$0.00	\$19,328.70	186	\$103.92	\$19,328.70	186	\$103.92
IBM Corporation	PE-Existing	3	\$0.00	0	\$0.00	\$49,060.14	139	\$352.95	\$49,060.14	139	\$352.95
KBI Biopharma (project 2)	JG-Existing	3	\$0.00	0	\$0.00	\$82,896.16	78	\$1,062.77	\$82,896.16	78	\$1,062.77
Merck Manufacturing (project 6)	JG-Existing	4	\$0.00	0	\$0.00	\$67,374.51	75	\$898.33	\$67,374.51	75	\$898.33

North Carolina Community College System
Customized Training Project Expenditures
(Funding Purpose 361)
Reporting Period: July 1, 2023 - June 30, 2024

College/Company	Project Type	Number of Fiscal Years Funded	Company Training Reimbursement Expenditures	Number Trained by Company Instructors	Average Company Reimbursement Per Trainee	College Training Expenditures	Number Trained by College Instructors	Average College Cost Per Trainee	Total Expenditures	Total Trained by Company & College Instructors	Average Total Cost Per Trainee
Morinaga America Foods (project 3)	JG-Existing	2	\$0.00	0	\$0.00	\$32,938.66	58	\$567.91	\$32,938.66	58	\$567.91
ServiceTrade	JG-Existing	2	\$0.00	0	\$0.00	\$18,020.42	55	\$327.64	\$18,020.42	55	\$327.64
Wolfspeed (Durham)	JG-Expanding	1	\$0.00	0	\$0.00	\$115,805.40	123	\$941.51	\$115,805.40	123	\$941.51
Durham Total			\$0.00	0	\$0.00	\$554,025.55	1,363	\$406.48	\$554,025.55	1,363	\$406.48
Edgecombe Community College											
ABB #3	JG-Existing	1	\$0.00	0	\$0.00	\$13,538.90	76	\$178.14	\$13,538.90	76	\$178.14
Corning, Inc. (Distribution Center)	JG-Existing	4	\$0.00	0	\$0.00	\$1,649.26	24	\$68.72	\$1,649.26	24	\$68.72
Johnson Controls International	JG-Existing	1	\$0.00	0	\$0.00	\$1,392.77	33	\$42.21	\$1,392.77	33	\$42.21
LS Cable & Systems USA, Inc. (project 2)	JG-Existing	3	\$0.00	0	\$0.00	\$1,043.71	29	\$35.99	\$1,043.71	29	\$35.99
OSSID, LLC (project 2)	PE-Existing	3	\$0.00	0	\$0.00	\$852.60	15	\$56.84	\$852.60	15	\$56.84
Edgecombe Total			\$0.00	0	\$0.00	\$18,477.24	177	\$104.39	\$18,477.24	177	\$104.39
Fayetteville Technical Community College											
Keeco LLC	PE-Existing	1	\$0.00	0	\$0.00	\$12,904.94	38	\$339.60	\$12,904.94	38	\$339.60
MANN+HUMMEL (project 4)	PE-Existing	1	\$0.00	0	\$0.00	\$136.29	16	\$8.52	\$136.29	16	\$8.52
NFI Distribution Center	PE-Existing	2	\$0.00	0	\$0.00	\$7,979.47	18	\$443.30	\$7,979.47	18	\$443.30
Fayetteville Total			\$0.00	0	\$0.00	\$21,020.70	72	\$291.95	\$21,020.70	72	\$291.95
Forsyth Technical Community College											
Ardagh Metal Packaging USA Corporation	JG-Existing	3	\$0.00	0	\$0.00	\$15,319.53	31	\$494.18	\$15,319.53	31	\$494.18
BekaertDeslee	JG-Existing	2	\$0.00	0	\$0.00	\$31,348.09	227	\$138.10	\$31,348.09	227	\$138.10
Carolon	PE-Existing	1	\$0.00	0	\$0.00	\$3,300.00	6	\$550.00	\$3,300.00	6	\$550.00

North Carolina Community College System
Customized Training Project Expenditures
(Funding Purpose 361)

Reporting Period: July 1, 2023 - June 30, 2024

College/Company	Project Type	Number of Fiscal Years Funded	Company Training Reimbursement Expenditures	Number Trained by Company Instructors	Average Company Reimbursement Per Trainee	College Training Expenditures	Number Trained by College Instructors	Average College Cost Per Trainee	Total Expenditures	Total Trained by Company & College Instructors	Average Total Cost Per Trainee
Clearlight Glass	JG-Expanding	1	\$0.00	0	\$0.00	\$1,302.85	22	\$59.22	\$1,302.85	22	\$59.22
Corning Optical (project 2)	PE-Existing	1	\$0.00	0	\$0.00	\$12,223.41	48	\$254.65	\$12,223.41	48	\$254.65
Garner Foods	JG-Expanding	1	\$0.00	0	\$0.00	\$662.24	15	\$44.15	\$662.24	15	\$44.15
Hanesbrands International	JG-Existing	2	\$0.00	0	\$0.00	\$6,415.42	35	\$183.30	\$6,415.42	35	\$183.30
ICD Alloys	PE-Existing	1	\$0.00	0	\$0.00	\$6,879.69	16	\$429.98	\$6,879.69	16	\$429.98
Piedmont Propulsion Systems, LLC (project 2)	JG-Existing	2	\$0.00	0	\$0.00	\$9,436.34	59	\$159.94	\$9,436.34	59	\$159.94
Salem Sports Events, LLC	JG-Existing	2	\$0.00	0	\$0.00	\$14,081.98	26	\$541.61	\$14,081.98	26	\$541.61
Texwipe	JG-Expanding	1	\$0.00	0	\$0.00	\$3,434.43	46	\$74.66	\$3,434.43	46	\$74.66
Thermcraft, Inc.	JG-Existing	2	\$0.00	0	\$0.00	\$11,540.95	21	\$549.57	\$11,540.95	21	\$549.57
Triseal TeknipleX	JG-Existing	1	\$0.00	0	\$0.00	\$3,839.96	34	\$112.94	\$3,839.96	34	\$112.94
Forsyth Total			\$0.00	0	\$0.00	\$119,784.89	586	\$204.41	\$119,784.89	586	\$204.41
Gaston College											
A.B. Carter, Inc	JG-Existing	1	\$0.00	0	\$0.00	\$13,542.98	38	\$356.39	\$13,542.98	38	\$356.39
Aptar Group Inc. (project 4)	JG-Expanding	3	\$0.00	0	\$0.00	\$6,913.50	68	\$101.67	\$6,913.50	68	\$101.67
Blum (project 2)	JG-Existing	3	\$0.00	0	\$0.00	\$169,746.40	215	\$789.52	\$169,746.40	215	\$789.52
Dole Fresh Vegetables, Inc. (project 3)	JG-Existing	3	\$0.00	0	\$0.00	\$94,769.00	178	\$532.41	\$94,769.00	178	\$532.41
Huber Technology, Inc.	JG - Expanding	2	\$0.00	0	\$0.00	\$45,455.25	60	\$757.59	\$45,455.25	60	\$757.59
Husky Rack & Wire (project 2)	JG - Expanding	2	\$0.00	0	\$0.00	\$128,827.20	212	\$607.68	\$128,827.20	212	\$607.68
HYDAC (project 2)	JG-Existing	2	\$0.00	0	\$0.00	\$12,086.25	41	\$294.79	\$12,086.25	41	\$294.79
J & L Machine and Fabrication (project 2)	JG-Existing	2	\$0.00	0	\$0.00	\$46,938.76	97	\$483.90	\$46,938.76	97	\$483.90
Metix USA	JG-Existing	4	\$0.00	0	\$0.00	\$11,200.45	30	\$373.35	\$11,200.45	30	\$373.35

North Carolina Community College System
Customized Training Project Expenditures
(Funding Purpose 361)

Reporting Period: July 1, 2023 - June 30, 2024

College/Company	Project Type	Number of Fiscal Years Funded	Company Training Reimbursement Expenditures	Number Trained by Company Instructors	Average Company Reimbursement Per Trainee	College Training Expenditures	Number Trained by College Instructors	Average College Cost Per Trainee	Total Expenditures	Total Trained by Company & College Instructors	Average Total Cost Per Trainee
Owens Corning (project 3)	TI-Existing	3	\$0.00	0	\$0.00	\$48,006.83	49	\$979.73	\$48,006.83	49	\$979.73
Parkdale Mills	JG-Expanding	1	\$0.00	0	\$0.00	\$41,296.76	167	\$247.29	\$41,296.76	167	\$247.29
Polykemi, Inc.	JG-New	2	\$0.00	0	\$0.00	\$3,498.00	21	\$166.57	\$3,498.00	21	\$166.57
Robert Bosch Tool	JG-Expanding	1	\$0.00	0	\$0.00	\$313,673.70	295	\$1,063.30	\$313,673.70	295	\$1,063.30
Tenowo, Inc. (project 2)	TI-Existing	3	\$0.00	0	\$0.00	\$7,700.00	80	\$96.25	\$7,700.00	80	\$96.25
Gaston Total			\$0.00	0	\$0.00	\$943,655.08	1,551	\$608.42	\$943,655.08	1,551	\$608.42
Guilford Technical Community College											
Amada	JG-Existing	3	\$0.00	0	\$0.00	\$21,595.00	71	\$304.15	\$21,595.00	71	\$304.15
Autel	JG-New	1	\$0.00	0	\$0.00	\$2,960.27	20	\$148.01	\$2,960.27	20	\$148.01
Core Technology Molding (project 3)	JG-Existing	2	\$0.00	0	\$0.00	\$10,467.82	27	\$387.70	\$10,467.82	27	\$387.70
Harris and Covington Hosiery Mills, Inc. (project 2)	JG-Existing	3	\$0.00	0	\$0.00	\$3,653.09	34	\$107.44	\$3,653.09	34	\$107.44
HSM Solutions	JG-Expanding	1	\$0.00	0	\$0.00	\$26,922.30	37	\$727.63	\$26,922.30	37	\$727.63
LC America (project 3)	JG-Existing	2	\$0.00	0	\$0.00	\$580.80	5	\$116.16	\$580.80	5	\$116.16
LT Apparel Group	JG-New	1	\$0.00	0	\$0.00	\$9,067.00	56	\$161.91	\$9,067.00	56	\$161.91
Mickey Truck Bodies, Inc.	JG-Existing	2	\$0.00	0	\$0.00	\$17,558.97	62	\$283.21	\$17,558.97	62	\$283.21
Noregon	JG-Existing	4	\$0.00	0	\$0.00	\$880.00	29	\$30.34	\$880.00	29	\$30.34
Noregon (project 2)	JG-Expanding	1	\$0.00	0	\$0.00	\$9,843.00	9	\$1,093.67	\$9,843.00	9	\$1,093.67
Prepac Manufacturing US	JG-New	4	\$0.00	0	\$0.00	\$32,164.00	15	\$2,144.27	\$32,164.00	15	\$2,144.27
Procter & Gamble BOC (project 2)	JG-Existing	1	\$0.00	0	\$0.00	\$6,124.06	23	\$266.26	\$6,124.06	23	\$266.26
Procter & Gamble PHC	JG-Existing	2	\$0.00	0	\$0.00	\$127,610.00	100	\$1,276.10	\$127,610.00	100	\$1,276.10
Simply Southern	JG-Existing	2	\$0.00	0	\$0.00	\$10,548.63	89	\$118.52	\$10,548.63	89	\$118.52
Soelect, Inc	JG-Expanding	1	\$0.00	0	\$0.00	\$5,331.00	9	\$592.33	\$5,331.00	9	\$592.33

North Carolina Community College System
Customized Training Project Expenditures
(Funding Purpose 361)

Reporting Period: July 1, 2023 - June 30, 2024

College/Company	Project Type	Number of Fiscal Years Funded	Company Training Reimbursement Expenditures	Number Trained by Company Instructors	Average Company Reimbursement Per Trainee	College Training Expenditures	Number Trained by College Instructors	Average College Cost Per Trainee	Total Expenditures	Total Trained by Company & College Instructors	Average Total Cost Per Trainee
Sunlight Batteries USA	JG-Existing	2	\$0.00	0	\$0.00	\$553.20	5	\$110.64	\$553.20	5	\$110.64
Wysong (project 3)	JG-Existing	3	\$0.00	0	\$0.00	\$9,328.00	27	\$345.48	\$9,328.00	27	\$345.48
Ziehl-Abegg, Inc. (project 3)	JG-Existing	2	\$0.00	0	\$0.00	\$31,940.49	112	\$285.18	\$31,940.49	112	\$285.18
Guilford Total			\$0.00	0	\$0.00	\$327,127.63	730	\$448.12	\$327,127.63	730	\$448.12
Halifax Community College											
AEL Span (project 2)	PE-Existing	1	\$0.00	0	\$0.00	\$13,307.00	34	\$391.38	\$13,307.00	34	\$391.38
Lowes Distribution	PE-Existing	2	\$0.00	0	\$0.00	\$7,439.25	46	\$161.72	\$7,439.25	46	\$161.72
Roseburg	JG-New	2	\$0.00	0	\$0.00	\$74,673.24	81	\$921.89	\$74,673.24	81	\$921.89
WestRock	PE-Existing	2	\$0.00	0	\$0.00	\$34,697.21	43	\$806.91	\$34,697.21	43	\$806.91
Halifax Total			\$0.00	0	\$0.00	\$130,116.70	204	\$637.83	\$130,116.70	204	\$637.83
Haywood Community College											
ConMet (Canton) (project 3)	TI-Existing	2	\$0.00	0	\$0.00	\$7,360.00	20	\$0.00	\$7,360.00	20	\$368.00
Haywood Total			\$0.00	0	\$0.00	\$7,360.00	20	\$0.00	\$7,360.00	20	\$368.00
Isothermal Community College											
BZM	PE-Existing	2	\$0.00	0	\$0.00	\$16,900.89	85	\$198.83	\$16,900.89	85	\$198.83
Isothermal Total			\$0.00	0	\$0.00	\$16,900.89	85	\$198.83	\$16,900.89	85	\$198.83
James Sprunt Community College											
Design Mode Cab	JG-New	1	\$0.00	0	\$0.00	\$5,526.83	86	\$64.27	\$5,526.83	86	\$64.27
James Sprunt Total			\$0.00	0	\$0.00	\$5,526.83	86	\$64.27	\$5,526.83	86	\$64.27
Johnston Community College											

North Carolina Community College System
Customized Training Project Expenditures
(Funding Purpose 361)
Reporting Period: July 1, 2023 - June 30, 2024

College/Company	Project Type	Number of Fiscal Years Funded	Company Training Reimbursement Expenditures	Number Trained by Company Instructors	Average Company Reimbursement Per Trainee	College Training Expenditures	Number Trained by College Instructors	Average College Cost Per Trainee	Total Expenditures	Total Trained by Company & College Instructors	Average Total Cost Per Trainee
Berry Global (project 5)	PE-Existing	1	\$0.00	0	\$0.00	\$8,086.49	44	\$183.78	\$8,086.49	44	\$183.78
Conestoga Wood	JG-Expanding	1	\$0.00	0	\$0.00	\$10,462.74	24	\$435.95	\$10,462.74	24	\$435.95
Grifols - NFB (project 5)	JG-Existing	3	\$0.00	0	\$0.00	\$71,821.40	455	\$157.85	\$71,821.40	455	\$157.85
PCX Corporation (Clayton)	JG-Existing	2	\$0.00	0	\$0.00	\$10,470.00	32	\$327.19	\$10,470.00	32	\$327.19
Studio TK (project 4)	PE-Existing	1	\$0.00	0	\$0.00	\$1,122.25	13	\$86.33	\$1,122.25	13	\$86.33
The Hales Group	PE-Expanding	1	\$0.00	0	\$0.00	\$44,023.10	44	\$1,000.53	\$44,023.10	44	\$1,000.53
Johnston Total			\$0.00	0	\$0.00	\$145,985.98	612	\$238.54	\$145,985.98	612	\$238.54
Lenoir Community College											
Field Controls Company (project 3)	JG-Existing	2	\$0.00	0	\$0.00	\$224.00	9	\$24.89	\$224.00	9	\$24.89
West Pharmaceutical (project 3)	JG-Existing	3	\$0.00	0	\$0.00	\$6,114.00	208	\$29.39	\$6,114.00	208	\$29.39
Lenoir Total			\$0.00	0	\$0.00	\$6,338.00	217	\$29.21	\$6,338.00	217	\$29.21
Martin Community College											
Domtar (project 4)	PE-Existing	3	\$0.00	0	\$0.00	\$6,644.00	9	\$738.22	\$6,644.00	9	\$738.22
Martin Total			\$0.00	0	\$0.00	\$6,644.00	9	\$738.22	\$6,644.00	9	\$738.22
Mayland Community College											
New Buck Corporation (project 2)	TI-Existing	2	\$0.00	0	\$0.00	\$8,625.00	12	\$718.75	\$8,625.00	12	\$718.75
Mayland Total			\$0.00	0	\$0.00	\$8,625.00	12	\$718.75	\$8,625.00	12	\$718.75
McDowell Technical Community College											
Baxter Healthcare (project 3)	TI-Existing	2	\$0.00	0	\$0.00	\$30,306.00	48	\$631.38	\$30,306.00	48	\$631.38

North Carolina Community College System
Customized Training Project Expenditures
(Funding Purpose 361)
Reporting Period: July 1, 2023 - June 30, 2024

College/Company	Project Type	Number of Fiscal Years Funded	Company Training Reimbursement Expenditures	Number Trained by Company Instructors	Average Company Reimbursement Per Trainee	College Training Expenditures	Number Trained by College Instructors	Average College Cost Per Trainee	Total Expenditures	Total Trained by Company & College Instructors	Average Total Cost Per Trainee
McDowell Total			\$0.00	0	\$0.00	\$30,306.00	48	\$631.38	\$30,306.00	48	\$631.38
Mitchell Community College											
Badger Sportswear	JG-Existing	4	\$0.00	0	\$0.00	\$6,832.60	28	\$244.02	\$6,832.60	28	\$244.02
Denso Manufacturing	JG-Expanding	1	\$0.00	0	\$0.00	\$32,844.68	168	\$195.50	\$32,844.68	168	\$195.50
KAM Solutions (project 2)	JG-Existing	2	\$0.00	0	\$0.00	\$19,806.00	47	\$421.40	\$19,806.00	47	\$421.40
Kewaunee Scientific Corporation (project 3)	TI-Existing	2	\$0.00	0	\$0.00	\$32,310.00	73	\$442.60	\$32,310.00	73	\$442.60
Mitchell Total			\$0.00	0	\$0.00	\$91,793.28	316	\$290.49	\$91,793.28	316	\$290.49
Montgomery Community College											
Mohawk Industries, Inc.	TI-Existing	2	\$0.00	0	\$0.00	\$294.00	4	\$73.50	\$294.00	4	\$73.50
Montgomery Total			\$0.00	0	\$0.00	\$294.00	4	\$73.50	\$294.00	4	\$73.50
Nash Community College											
Belt Concepts	JG-Existing	2	\$0.00	0	\$0.00	\$9,285.60	16	\$580.35	\$9,285.60	16	\$580.35
C & W Services	PE-Existing	2	\$0.00	0	\$0.00	\$5,230.00	16	\$326.88	\$5,230.00	16	\$326.88
Pfizer (project 4)	JG-Expanding	1	\$0.00	0	\$0.00	\$23,702.09	301	\$78.74	\$23,702.09	301	\$78.74
Nash Total			\$0.00	0	\$0.00	\$38,217.69	333	\$114.77	\$38,217.69	333	\$114.77
Piedmont Community College											
Open Book Extracts [*]	PE-Existing	1	\$0.00	0	\$0.00	\$0.00	16	\$0.00	\$0.00	16	\$0.00
Polywood Outdoor (project 2)	JG-Expanding	1	\$0.00	0	\$0.00	\$8,140.00	21	\$387.62	\$8,140.00	21	\$387.62
Spuntech (project 5) [*]	TI-Existing	1	\$0.00	0	\$0.00	\$0.00	15	\$0.00	\$0.00	15	\$0.00

North Carolina Community College System
Customized Training Project Expenditures
(Funding Purpose 361)
Reporting Period: July 1, 2023 - June 30, 2024

College/Company	Project Type	Number of Fiscal Years Funded	Company Training Reimbursement Expenditures	Number Trained by Company Instructors	Average Company Reimbursement Per Trainee	College Training Expenditures	Number Trained by College Instructors	Average College Cost Per Trainee	Total Expenditures	Total Trained by Company & College Instructors	Average Total Cost Per Trainee
Piedmont Total			\$0.00	0	\$0.00	\$8,140.00	52	\$156.54	\$8,140.00	52	\$156.54
Pitt Community College											
CMI Plastics (project 5)	JG-Expanding	1	\$0.00	0	\$0.00	\$13,365.00	17	\$786.18	\$13,365.00	17	\$786.18
Hyster-Yale (project 5)	PE-Expanding	1	\$0.00	0	\$0.00	\$8,305.32	58	\$143.20	\$8,305.32	58	\$143.20
Jack A Farrior	JG-Expanding	1	\$0.00	0	\$0.00	\$8,977.12	31	\$289.58	\$8,977.12	31	\$289.58
Metallix Refining (project 3)	PE-Existing	2	\$0.00	0	\$0.00	\$23,154.47	114	\$203.11	\$23,154.47	114	\$203.11
The Hammock Source	PE-Existing	3	\$0.00	0	\$0.00	\$3,698.37	31	\$119.30	\$3,698.37	31	\$119.30
Thermo Fisher Scientific (project 3)	JG-Existing	3	\$0.00	0	\$0.00	\$83,884.50	464	\$180.79	\$83,884.50	464	\$180.79
Weyerhaeuser (Project 3)	JG-Expanding	1	\$0.00	0	\$0.00	\$3,234.10	21	\$154.00	\$3,234.10	21	\$154.00
World Cat	PE-New	1	\$0.00	0	\$0.00	\$18,322.63	82	\$223.45	\$18,322.63	82	\$223.45
Pitt Total			\$0.00	0	\$0.00	\$162,941.51	818	\$199.20	\$162,941.51	818	\$199.20
Randolph Community College											
Darran Furniture (project 2)	PE-Existing	1	\$0.00	0	\$0.00	\$23,237.50	48	\$484.11	\$23,237.50	48	\$484.11
Hafele America	JG-Existing	1	\$0.00	0	\$0.00	\$6,066.15	36	\$168.50	\$6,066.15	36	\$168.50
Jowat (project 2)	JG-Existing	2	\$0.00	0	\$0.00	\$18,741.60	24	\$780.90	\$18,741.60	24	\$780.90
Liberty Trailers	JG-Existing	1	\$0.00	0	\$0.00	\$5,946.06	12	\$495.51	\$5,946.06	12	\$495.51
Toyota Battery Manufacturing NC [#]	JG-New	2	\$0.00	0	\$0.00	\$1,224,333.41	270	\$4,534.57	\$1,224,333.41	270	\$4,534.57
Randolph Total			\$0.00	0	\$0.00	\$1,278,324.72	390	\$3,277.76	\$1,278,324.72	390	\$3,277.76
Richmond Community College											
Cascades Tissue (project 3)	TI-Existing	3	\$0.00	0	\$0.00	\$5,940.00	10	\$594.00	\$5,940.00	10	\$594.00
Cavco	JG-Existing	1	\$0.00	0	\$0.00	\$1,133.00	12	\$94.42	\$1,133.00	12	\$94.42

North Carolina Community College System
Customized Training Project Expenditures
(Funding Purpose 361)
Reporting Period: July 1, 2023 - June 30, 2024

College/Company	Project Type	Number of Fiscal Years Funded	Company Training Reimbursement Expenditures	Number Trained by Company Instructors	Average Company Reimbursement Per Trainee	College Training Expenditures	Number Trained by College Instructors	Average College Cost Per Trainee	Total Expenditures	Total Trained by Company & College Instructors	Average Total Cost Per Trainee
Global Packaging	JG-Existing	1	\$0.00	0	\$0.00	\$35,200.00	43	\$818.60	\$35,200.00	43	\$818.60
Huvepharma	TI-Existing	3	\$0.00	0	\$0.00	\$15,839.00	25	\$633.56	\$15,839.00	25	\$633.56
KORDSA	PE-Existing	2	\$0.00	0	\$0.00	\$8,065.00	32	\$252.03	\$8,065.00	32	\$252.03
We Pack	TI-Expanding	1	\$0.00	0	\$0.00	\$7,061.00	30	\$235.37	\$7,061.00	30	\$235.37
Richmond Total			\$0.00	0	\$0.00	\$73,238.00	152	\$481.83	\$73,238.00	152	\$481.83
Robeson Community College											
Crew Boss	JG-New	2	\$0.00	0	\$0.00	\$1,799.39	34	\$52.92	\$1,799.39	34	\$52.92
Rempac Foam	PE-Existing	1	\$0.00	0	\$0.00	\$3,688.44	48	\$76.84	\$3,688.44	48	\$76.84
Robeson Total			\$0.00	0	\$0.00	\$5,487.83	82	\$37.49	\$5,487.83	82	\$66.92
Rockingham Community College											
Armor Express (project 4) (formerly KDH Defense Systems)	PE-Existing	2	\$0.00	0	\$0.00	\$10,945.51	19	\$576.08	\$10,945.51	19	\$576.08
Beta Fueling Systems	PE-Existing	1	\$0.00	0	\$0.00	\$13,420.00	65	\$206.46	\$13,420.00	65	\$206.46
Nestle Purina	JG-Existing	1	\$0.00	0	\$0.00	\$492.16	25	\$19.69	\$492.16	25	\$19.69
Pella Corporation	PE-Existing	2	\$0.00	0	\$0.00	\$6,678.65	21	\$318.03	\$6,678.65	21	\$318.03
Rockingham Total			\$0.00	0	\$0.00	\$31,536.32	130	\$242.59	\$31,536.32	130	\$242.59
Rowan-Cabarrus Community College											
Celgard, LLC (Concord) (project 3)	JG-Existing	2	\$0.00	0	\$0.00	\$67,407.08	305	\$221.01	\$67,407.08	305	\$221.01
Complete Design & Packaging (project 2)	JG-Existing	2	\$0.00	0	\$0.00	\$4,049.03	174	\$23.27	\$4,049.03	174	\$23.27
Driveshaft Shop	JG-Existing	3	\$0.00	0	\$0.00	\$11,371.45	66	\$172.29	\$11,371.45	66	\$172.29

North Carolina Community College System
Customized Training Project Expenditures
(Funding Purpose 361)
Reporting Period: July 1, 2023 - June 30, 2024

College/Company	Project Type	Number of Fiscal Years Funded	Company Training Reimbursement Expenditures	Number Trained by Company Instructors	Average Company Reimbursement Per Trainee	College Training Expenditures	Number Trained by College Instructors	Average College Cost Per Trainee	Total Expenditures	Total Trained by Company & College Instructors	Average Total Cost Per Trainee
DuPont Performance Building Solutions	JG-Existing	2	\$0.00	0	\$0.00	\$1,704.09	52	\$32.77	\$1,704.09	52	\$32.77
Eli Lilly and Company (Cabarrus County)	JG-Existing	2	\$0.00	0	\$0.00	\$84,276.00	149	\$565.61	\$84,276.00	149	\$565.61
FillTech, USA (project 3)	JG-Existing	2	\$0.00	0	\$0.00	\$22,205.84	144	\$154.21	\$22,205.84	144	\$154.21
OILES America Corpration (project 3)	PE-Existing	2	\$0.00	0	\$0.00	\$38,263.19	155	\$246.86	\$38,263.19	155	\$246.86
Vanquish Fencing, Inc.	JG-Existing	2	\$0.00	0	\$0.00	\$7,300.00	46	\$158.70	\$7,300.00	46	\$158.70
Rowan-Cabarrus Total			\$0.00	0	\$0.00	\$236,576.68	1,091	\$216.84	\$236,576.68	1,091	\$216.84
South Piedmont Community College											
Charlotte Pipe & Foundry Company	JG-Existing	2	\$1,192.50	101	\$11.81	\$43,157.37	191	\$225.95	\$44,349.87	251	\$176.69
Consolidated Metco	JG-Existing	1	\$0.00	0	\$0.00	\$74,964.52	311	\$241.04	\$74,964.52	311	\$241.04
Darnel, Inc. (project 4)	JG-Existing	2	\$0.00	0	\$0.00	\$25,514.79	155	\$164.61	\$25,514.79	155	\$164.61
Decore-Ative Specialties	JG-Existing	2	\$0.00	0	\$0.00	\$45,759.75	69	\$663.18	\$45,759.75	69	\$663.18
Goulston Technologies, Inc.	JG-Existing	2	\$0.00	0	\$0.00	\$42,364.31	123	\$344.43	\$42,364.31	123	\$344.43
O'Neil Digital Solutions	JG-Existing	1	\$0.00	0	\$0.00	\$31,764.89	86	\$369.36	\$31,764.89	86	\$369.36
Southern Fabricators (project 2)	JG-Existing	2	\$0.00	0	\$0.00	\$32,109.75	161	\$199.44	\$32,109.75	161	\$199.44
South Piedmont Total			\$1,192.50	101	\$11.81	\$295,635.38	1,096	\$269.74	\$296,827.88	1,156	\$256.77
Southeastern Community College											
Pipeline Plastics, LLC	JG-New	2	\$0.00	0	\$0.00	\$680.16	37	\$18.38	\$680.16	37	\$18.38
Veloce Planes LLC	JG-New	1	\$0.00	0	\$0.00	\$7,700.00	6	\$1,283.33	\$7,700.00	6	\$1,283.33
Southeastern Total			\$0.00	0	\$0.00	\$8,380.16	43	\$194.89	\$8,380.16	43	\$194.89
Stanly Community College											

North Carolina Community College System
Customized Training Project Expenditures
(Funding Purpose 361)
Reporting Period: July 1, 2023 - June 30, 2024

College/Company	Project Type	Number of Fiscal Years Funded	Company Training Reimbursement Expenditures	Number Trained by Company Instructors	Average Company Reimbursement Per Trainee	College Training Expenditures	Number Trained by College Instructors	Average College Cost Per Trainee	Total Expenditures	Total Trained by Company & College Instructors	Average Total Cost Per Trainee
Auria Solutions (project 2) (frmly International Automotive Component)	PE-Existing	2	\$0.00	0	\$0.00	\$4,728.42	10	\$472.84	\$4,728.42	10	\$472.84
Fiberon (project 3)	PE-Existing	1	\$0.00	0	\$0.00	\$26,565.63	27	\$983.91	\$26,565.63	27	\$983.91
Martin Sprocket & Gear	PE-Existing	2	\$0.00	0	\$0.00	\$2,474.56	20	\$123.73	\$2,474.56	20	\$123.73
Stanly Engineered Fastening (project 2) [**]	PE-Existing	2	\$0.00	0	\$0.00	\$2,180.11	0	\$2,180.11	\$2,180.11	0	\$2,180.11
Stanly Total			\$0.00	0	\$0.00	\$35,948.72	57	\$630.68	\$35,948.72	57	\$630.68
Surry Community College											
Altec Industries (Mt. Airy) (project 2)	JG-Existing	4	\$0.00	0	\$0.00	\$9,789.30	124	\$78.95	\$9,789.30	124	\$78.95
Johnson Granite, Inc. (project 3)	JG-Existing	1	\$0.00	0	\$0.00	\$7,276.00	23	\$316.35	\$7,276.00	23	\$316.35
L.S. Starrett	JG-Existing	2	\$0.00	0	\$0.00	\$20,818.00	54	\$385.52	\$20,818.00	54	\$385.52
Lydech (project 4)	PE-Existing	1	\$0.00	0	\$0.00	\$737.00	11	\$67.00	\$737.00	11	\$67.00
Texwipe (Mt. Airy)	JG-Existing	2	\$0.00	0	\$0.00	\$7,831.00	33	\$237.30	\$7,831.00	33	\$237.30
Vitro (project 3)	TI-Existing	2	\$0.00	0	\$0.00	\$12,139.88	25	\$485.60	\$12,139.88	25	\$485.60
Wayne Farms LLC (project 2)	TI-Existing	2	\$0.00	0	\$0.00	\$14,465.00	25	\$578.60	\$14,465.00	25	\$578.60
Weyerhaeuser (Elkin) (project 5)	TI-Existing	2	\$0.00	0	\$0.00	\$3,597.00	19	\$189.32	\$3,597.00	19	\$189.32
Surry Total			\$0.00	0	\$0.00	\$76,653.18	314	\$244.12	\$76,653.18	314	\$244.12
Tri-County Community College											
Aegis Power Systems (project 2)	PE-Existing	3	\$0.00	0	\$0.00	\$3,476.00	12	\$289.67	\$3,476.00	12	\$289.67
Tri-County Total			\$0.00	0	\$0.00	\$3,476.00	12	\$289.67	\$3,476.00	12	\$289.67
Vance-Granville Community College											
Carolina Coops	JG-Expanding	1	\$0.00	0	\$0.00	\$3,030.00	26	\$116.54	\$3,030.00	26	\$116.54

North Carolina Community College System
Customized Training Project Expenditures
(Funding Purpose 361)

Reporting Period: July 1, 2023 - June 30, 2024

College/Company	Project Type	Number of Fiscal Years Funded	Company Training Reimbursement Expenditures	Number Trained by Company Instructors	Average Company Reimbursement Per Trainee	College Training Expenditures	Number Trained by College Instructors	Average College Cost Per Trainee	Total Expenditures	Total Trained by Company & College Instructors	Average Total Cost Per Trainee
M.R. Williams (project 2)	PE-Existing	1	\$0.00	0	\$0.00	\$18,212.58	40	\$455.31	\$18,212.58	40	\$455.31
Meel	JG-New	1	\$0.00	0	\$0.00	\$61.00	1	\$61.00	\$61.00	1	\$61.00
Vance-Granville Total			\$0.00	0	\$0.00	\$21,303.58	67	\$317.96	\$21,303.58	67	\$317.96
Wake Technical Community College											
Accu-Tool, LLC	JG-Existing	3	\$0.00	0	\$0.00	\$11,495.00	5	\$2,299.00	\$11,495.00	5	\$2,299.00
Advanced Plastiform, Inc.	JG-Existing	2	\$0.00	0	\$0.00	\$5,534.25	13	\$425.71	\$5,534.25	13	\$425.71
Applied Research Associates, Inc. (project 3)	JG-Existing	2	\$0.00	0	\$0.00	\$78,307.46	101	\$775.32	\$78,307.46	101	\$775.32
Braven Environmental (Zebulon)	JG-Existing	3	\$0.00	0	\$0.00	\$9,270.35	23	\$403.06	\$9,270.35	23	\$403.06
CCL Industries	JG-Expanding	1	\$0.00	0	\$0.00	\$7,588.91	20	\$379.45	\$7,588.91	20	\$379.45
Flowserve	JG-Expanding	1	\$0.00	0	\$0.00	\$4,745.80	19	\$249.78	\$4,745.80	19	\$249.78
FUJIFILM Diosynth Biotechnologies (Holly Springs)	JG-New	2	\$0.00	0	\$0.00	\$240,990.00	106	\$2,273.49	\$240,990.00	106	\$2,273.49
FUJIFILM Diosynth Biotechnologies (Morrisville)	JG-Existing	3	\$0.00	0	\$0.00	\$175,598.30	187	\$939.03	\$175,598.30	187	\$939.03
Gilead Sciences, Inc. (Business Service Center)	JG-Existing	2	\$0.00	0	\$0.00	\$77,097.00	112	\$688.37	\$77,097.00	112	\$688.37
Guerbet, LLC	JG-Existing	2	\$0.00	0	\$0.00	\$139,996.40	171	\$818.69	\$139,996.40	171	\$818.69
ImmunoReagents, Inc. (project 3)	PE-Existing	2	\$0.00	0	\$0.00	\$11,736.82	23	\$510.30	\$11,736.82	23	\$510.30
John Deere Turf Care (project 4)	JG-Existing	4	\$0.00	0	\$0.00	\$15,556.63	31	\$501.83	\$15,556.63	31	\$501.83
Maverick Solutions	JG-Existing	4	\$0.00	0	\$0.00	\$10,770.50	34	\$316.78	\$10,770.50	34	\$316.78
MemberHub	JG-Expanding	1	\$0.00	0	\$0.00	\$29,547.29	33	\$895.37	\$29,547.29	33	\$895.37
Nomaco (Zebulon)	JG-Existing	2	\$0.00	0	\$0.00	\$13,468.93	32	\$420.90	\$13,468.93	32	\$420.90
Optima Packaging	JG-Expanding	1	\$0.00	0	\$0.00	\$19,305.00	37	\$521.76	\$19,305.00	37	\$521.76
PCX Corporation	JG-Existing	3	\$0.00	0	\$0.00	\$32,872.49	59	\$557.16	\$32,872.49	59	\$557.16
Seqirus (project 7)	JG-Existing	2	\$0.00	0	\$0.00	\$135,861.20	211	\$643.89	\$135,861.20	211	\$643.89
Xerox (Cary)	JG-Existing	3	\$0.00	0	\$0.00	\$80,649.45	62	\$1,300.80	\$80,649.45	62	\$1,300.80

North Carolina Community College System
Customized Training Project Expenditures
(Funding Purpose 361)
Reporting Period: July 1, 2023 - June 30, 2024

College/Company	Project Type	Number of Fiscal Years Funded	Company Training Reimbursement Expenditures	Number Trained by Company Instructors	Average Company Reimbursement Per Trainee	College Training Expenditures	Number Trained by College Instructors	Average College Cost Per Trainee	Total Expenditures	Total Trained by Company & College Instructors	Average Total Cost Per Trainee
Wake Total			\$0.00	0	\$0.00	\$1,100,391.78	1,279	\$860.35	\$1,100,391.78	1,279	\$860.35
Wayne Community College											
AP Emissions Technologies (project 3)	JG-Existing	2	\$0.00	0	\$0.00	\$480.00	20	\$24.00	\$480.00	20	\$24.00
General Industries, Inc.	TI-Existing	3	\$0.00	0	\$0.00	\$5,755.94	18	\$319.77	\$5,755.94	18	\$319.77
Mt. Olive Pickle Company, Inc. (project 2)	JG-Existing	2	\$0.00	0	\$0.00	\$220.00	27	\$8.15	\$220.00	27	\$8.15
Prolec-GE Waukesha, Inc.	JG-Existing	2	\$0.00	0	\$0.00	\$6,034.87	66	\$91.44	\$6,034.87	66	\$91.44
Wayne Total			\$0.00	0	\$0.00	\$12,490.81	131	\$95.35	\$12,490.81	131	\$95.35
Western Piedmont Community College											
Leviton Manufacturing	TI-Existing	1	\$0.00	0	\$0.00	\$34,150.00	35	\$975.71	\$34,150.00	35	\$975.71
Marynard Electrical Company	PE-Existing	1	\$0.00	0	\$0.00	\$1,910.38	24	\$79.60	\$1,910.38	24	\$79.60
Meridian Specialty Yarn Group (project 3)	PE-Existing	2	\$0.00	0	\$0.00	\$2,831.63	171	\$16.56	\$2,831.63	171	\$16.56
Meritor	PE-Existing	1	\$0.00	0	\$0.00	\$5,537.22	72	\$76.91	\$5,537.22	72	\$76.91
Molded Fiber Glass (project 2)	PE-Existing	1	\$0.00	0	\$0.00	\$16,858.27	218	\$77.33	\$16,858.27	218	\$77.33
UNIX Packaging, LLC	JG-Existing	3	\$0.00	0	\$0.00	\$20,111.67	153	\$131.45	\$20,111.67	153	\$131.45
Valdese Weavers (project 5)	TI-Existing	3	\$0.00	0	\$0.00	\$58,519.21	105	\$557.33	\$58,519.21	105	\$557.33
Western Piedmont Total			\$0.00	0	\$0.00	\$139,918.38	778	\$179.84	\$139,918.38	778	\$179.84
Wilkes Community College											
Allura	PE-Existing	1	\$0.00	0	\$0.00	\$9,863.94	87	\$113.38	\$9,863.94	87	\$113.38
Gardner Glass (project 2)	PE-Existing	3	\$0.00	0	\$0.00	\$11,991.38	77	\$155.73	\$11,991.38	77	\$155.73
GE Aviation (West Jefferson) (project 4)	JG-Existing	1	\$0.00	0	\$0.00	\$420,462.70	301	\$1,396.89	\$420,462.70	301	\$1,396.89
Weslacova Corporation	PE-Existing	3	\$0.00	0	\$0.00	\$8,119.00	8	\$1,014.88	\$8,119.00	8	\$1,014.88
Worldwide Protective (project 2)	PE-Existing	2	\$0.00	0	\$0.00	\$16,215.56	196	\$82.73	\$16,215.56	196	\$82.73

North Carolina Community College System
Customized Training Project Expenditures
 (Funding Purpose 361)
 Reporting Period: July 1, 2023 - June 30, 2024

College/Company	Project Type	Number of Fiscal Years Funded	Company Training Reimbursement Expenditures	Number Trained by Company Instructors	Average Company Reimbursement Per Trainee	College Training Expenditures	Number Trained by College Instructors	Average College Cost Per Trainee	Total Expenditures	Total Trained by Company & College Instructors	Average Total Cost Per Trainee
Wilkes Total			\$0.00	0	\$0.00	\$466,652.58	669	\$697.54	\$466,652.58	669	\$697.54
Wilson Community College											
3C Stores Fixtures (project 3)	PE-Existing	1	\$0.00	0	\$0.00	\$12,899.88	36	\$358.33	\$12,899.88	36	\$358.33
Bridgestone Americas (project 3)	PE-Existing	1	\$0.00	0	\$0.00	\$93,297.83	250	\$373.19	\$93,297.83	250	\$373.19
Mativ	PE-Existing	1	\$0.00	0	\$0.00	\$2,068.00	11	\$188.00	\$2,068.00	11	\$188.00
Merck (Wilson) (project 3)	JG-Existing	2	\$0.00	0	\$0.00	\$9,900.00	44	\$225.00	\$9,900.00	44	\$225.00
Old Saratoga	PE-Existing	1	\$0.00	0	\$0.00	\$654.44	6	\$109.07	\$654.44	6	\$109.07
Sun River Services Corporation (project 2)	PE-Existing	3	\$0.00	0	\$0.00	\$13,203.75	61	\$216.45	\$13,203.75	61	\$216.45
Wilson Total			\$0.00	0	\$0.00	\$132,023.90	408	\$323.59	\$132,023.90	408	\$323.59
SYSTEM TOTALS			\$37,612.50	436	\$86.27	\$9,860,543.41	20,179	\$488.65	\$9,898,155.91	20,471	\$483.52

Project Expenditures: \$9,898,155.91

Media Development Office Expenditures: \$270,757.68

Total Expenditures: \$10,168,913.59



ADDENDUM

Customized Training Project Expenditures Footnotes

The report is footnoted to explain company and/or college project expenditures, if: there were trainees but no expenditures; there were expenditures, but no trainees reported; there were colleges which reported an excessive average total cost per trainee; or, there were categorical equipment expenditures.

[*]	Projects where colleges reported trainees but did not incur expenditures is the result of: 1) training provided by NC Community Colleges Regional Trainers and/or BioNetwork instructors; 2) training provided by Regional Trainers whereby colleges opted not to utilize the earned administrative allowance; 3) company and/or 3 rd Party provider opted not to be reimbursed for training; and 4) training scheduled and paid for in previous year, but a portion postponed by the company, resulting in training being completed in the next fiscal year.
[**]	Projects where company or college expenditures were incurred but there were no trainees reported, the expenditures fall within one or more of the following categories: 1) instructional supplies, materials, and applicable tax and shipping costs; 2) curriculum development for course training; 3) travel costs including in-state, out-of-state, or out-of-country; 4) earned administrative allowance and/or approved administrative allowance carryforward earned from prior fiscal year; 5) job profiles; 6) authorized equipment purchase as stipulated in the Customized Training Program guidelines; 7) project director/coordinator/support staff's salary; 8) balance of invoices paid for training which occurred in late June of the prior fy; and, 9) developmental expenditures authorization.
#	Projects where colleges reported an excessive "average total cost per trainee," the excess expenditures fall within one or more of the following categories: 1) high-tech specialized training/instructional materials and/or certification; 2) training conducted for a smaller number of employees due to production demand; 3) job profiling; 4) registration fees for specialized training; 5) approved equipment purchase/lease costs; and 6) approved out-of-state and out-of-country travel costs associated with the project . These are ongoing projects which, upon completion, will illustrate the average total cost per trainee as originally approved, unless noted otherwise.

Media Development Office

The NCEdge Customized Training Program supports the Media Development Office (MDO), which is hosted by Wilkes Community College. During Fiscal Year 2024-2025, the MDO completed four projects for the year. The completed projects were comprised of a total of 48:05 minutes and produced an average cost of \$1,446.91 per finished minute. The Media Development Office expenditures totaled \$270,757.68.

Customized Training Projects by Industry Cluster FY 2023-2024

Industry Cluster	Number of Projects by Cluster	Industry Cluster	Number of Projects by Cluster
Metals/Iron/Steel	39	Furniture/Fixtures/Appliances/ Hardware	15
Plastics/Rubber/Glass/Cement	30	Machinery/Equipment	14
Pharmaceutical/Medical	28	Professional/Scientific/Technical Services	12
Textiles/Apparel	28	Warehousing/Distribution	10
Transportation	27	Chemical	6
Food/Beverage/Tobacco Processing	22	Business Support Services	3
Wood/Paper/Printing	21	Construction	2
Miscellaneous Manufacturing	18	Information	1
Computers/Electronics/Electrical	16	TOTAL PROJECTS	292

North Carolina Community College System
Customized Training Projects by Industry Clusters
Reporting Period: July 1, 2023 - June 30, 2024

College	Client Company	Industry Cluster
Alamance	Andersen Products (project 3)	Pharmaceutical/Medical
Alamance	BD Diagnostics (project 2)	Pharmaceutical/Medical
Alamance	Carolina Biological Supply (project 5)	Miscellaneous Manufacturing
Alamance	Lotus Bakeries	Food/Beverage/Tobacco Processing
Alamance	Sandvik (project 2)	Metals/Iron/Steel
Asheville-Buncombe	Arcadia Beverage	Food/Beverage/Tobacco Processing
Asheville-Buncombe	BorgWarner Turbo Systems (project 3)	Transportation
Asheville-Buncombe	Buchi Kombucha	Food/Beverage/Tobacco Processing
Asheville-Buncombe	Burial Beer	Food/Beverage/Tobacco Processing
Asheville-Buncombe	Eaton Avery Creek (project 6)	Computers/Electronics/Electrical
Asheville-Buncombe	GE Aerospace (project 5)	Transportation
Asheville-Buncombe	GE Aviation (Asheville) (project 4)	Transportation
Asheville-Buncombe	Jacob Holm Industries (project 2)	Miscellaneous Manufacturing
Asheville-Buncombe	New Belgium Brewing (project 3)	Food/Beverage/Tobacco Processing
Asheville-Buncombe	New Belgium Brewing (project 4)	Food/Beverage/Tobacco Processing
Asheville-Buncombe	Pratt & Whitney	Transportation
Asheville-Buncombe	Thermo Fisher Scientific (project 3)	Pharmaceutical/Medical
Beaufort	AAF Flanders (project 4)	Metals/Iron/Steel
Beaufort	Caldwell Marine Designs	Miscellaneous Manufacturing
Beaufort	Carver Machine Works	Metals/Iron/Steel
Beaufort	Oak Ridge Industries	Machinery/Equipment
Beaufort	Seolta (formerly Pamlico Yachtworks)	Transportation
Beaufort	VT Hackney (project)2	Transportation
Bladen	Smithfield Plant (Tar Heel)	Food/Beverage/Tobacco Processing
Blue Ridge	Kimberly-Clark Corporation (project 2)	Textiles/Apparel
Blue Ridge	Sierra Nevada Brewing Company (project 2)	Food/Beverage/Tobacco Processing
Blue Ridge	Tageos	Miscellaneous Manufacturing
Brunswick	Blair-HSM Machine Works	Metals/Iron/Steel
Brunswick	Cygnus	Pharmaceutical/Medical
Brunswick	Flow Sciences, Inc.	Machinery/Equipment
Brunswick	Pacon Manufacturing	Textiles/Apparel
Brunswick	Precision Swiss Products, Inc.	Pharmaceutical/Medical
Brunswick	Walex	Miscellaneous Manufacturing
Caldwell	Bemis	Plastics/Rubber/Glass/Cement
Caldwell	Exela Pharma Sciences (project 2)	Pharmaceutical/Medical
Caldwell	Sealed Air (project 2)	Plastics/Rubber/Glass/Cement
Caldwell	Teijin Automotive	Plastics/Rubber/Glass/Cement
Cape Fear	CloudWyze (project 2)	Information
Cape Fear	Edge-Works Manufacturing Company, Inc.	Textiles/Apparel
Cape Fear	Gaf Burgaw	Plastics/Rubber/Glass/Cement
Cape Fear	GE Aerospace	Transportation
Cape Fear	Paperfoam Packaging	Plastics/Rubber/Glass/Cement
Cape Fear	Polyhose USA	Plastics/Rubber/Glass/Cement
Cape Fear	Vantaca, LLC	Professional/Scientific/Technical Services
Cape Fear	Vantaca, LLC (project 2)	Professional/Scientific/Technical Services
Carteret	Parker Boats	Transportation
Catawba Valley	Arhaus Furniture	Furniture/Fixtures/Appliances/Hardware
Catawba Valley	Cataler North A	Miscellaneous Manufacturing

North Carolina Community College System
Customized Training Projects by Industry Clusters
Reporting Period: July 1, 2023 - June 30, 2024

College	Client Company	Industry Cluster
Catawba Valley	Design Foundry	Furniture/Fixtures/Appliances/Hardware
Catawba Valley	Gusmer	Food/Beverage/Tobacco Processing
Catawba Valley	Prysmian Group	Computers/Electronics/Electrical
Catawba Valley	Sherrill Furniture	Furniture/Fixtures/Appliances/Hardware
Central Carolina	3M Corporation (project 3)	Miscellaneous Manufacturing
Central Carolina	Armtec Defense	Miscellaneous Manufacturing
Central Carolina	Bharat Forge Aluminum USA (project 2)	Metals/Iron/Steel
Central Carolina	Bharat Forge Aluminum USA, Inc.	Metals/Iron/Steel
Central Carolina	Caterpillar, Inc. (project 3)	Machinery/Equipment
Central Carolina	Conveyor Technologies (project 2)	Machinery/Equipment
Central Carolina	Coty, Inc. (project 4)	Miscellaneous Manufacturing
Central Carolina	Gaines Oil Company	Warehousing/Distribution
Central Carolina	Gildan (project 3) (frmly Frontier Yarns, Inc.)	Textiles/Apparel
Central Carolina	Gould & Goodrich (project 2)	Textiles/Apparel
Central Carolina	Pfizer (project 2)	Pharmaceutical/Medical
Central Carolina	Pfizer Sanford North (Formerly Abzena)	Pharmaceutical/Medical
Central Carolina	VinFast (developmental)	Transportation
Central Carolina	Wolfspeed	Computers/Electronics/Electrical
Central Piedmont	Akoustis Technologies	Computers/Electronics/Electrical
Central Piedmont	Boingo Graphics	Business Support Services
Central Piedmont	IPEX USA, LLC	Plastics/Rubber/Glass/Cement
Central Piedmont	Jenkins Electric	Miscellaneous Manufacturing
Central Piedmont	Legion Brewing	Food/Beverage/Tobacco Processing
Central Piedmont	Old Republic Home Protection, Inc.	Business Support Services
Central Piedmont	Printful (project 2)	Wood/Paper/Printing
Central Piedmont	RGA Enterprises, Inc.	Wood/Paper/Printing
Central Piedmont	Siemens Energy	Machinery/Equipment
Cleveland	AMES/IMC Copper Group	Metals/Iron/Steel
Cleveland	Coats North America	Textiles/Apparel
Cleveland	Fab-Tec	Metals/Iron/Steel
Cleveland	Greenheck Fan Corporation (project 3)	Metals/Iron/Steel
Cleveland	Southeastern Container	Plastics/Rubber/Glass/Cement
Cleveland	Walker Woodworking	Furniture/Fixtures/Appliances/Hardware
Cleveland	Zapps Wholesale	Warehousing/Distribution
College of the Albemarle	NP East	Plastics/Rubber/Glass/Cement
College of the Albemarle	Regulator Marine, Inc. (project 3)	Transportation
Craven	BSH Home Appliances Corporation (project 3)	Furniture/Fixtures/Appliances/Hardware
Craven	Chatsworth Products (project 2)	Metals/Iron/Steel
Davidson-Davie	Amarr Entrematic (project 3)	Metals/Iron/Steel
Davidson-Davie	Ashley Furniture (project 2)	Furniture/Fixtures/Appliances/Hardware
Davidson-Davie	Avgol (project 3)	Textiles/Apparel
Davidson-Davie	Border Concepts, Inc.	Miscellaneous Manufacturing
Davidson-Davie	Brakebush Brothers	Food/Beverage/Tobacco Processing
Davidson-Davie	Comfort Bilt, LLC	Metals/Iron/Steel
Davidson-Davie	DFA US, Inc.	Plastics/Rubber/Glass/Cement
Davidson-Davie	EGGER Wood Products (project 2)	Wood/Paper/Printing

North Carolina Community College System
Customized Training Projects by Industry Clusters
Reporting Period: July 1, 2023 - June 30, 2024

College	Client Company	Industry Cluster
Davidson-Davie	Greif, Inc.	Wood/Paper/Printing
Davidson-Davie	Liberty Sheds	Wood/Paper/Printing
Davidson-Davie	McIntyre Manufacturing Group	Furniture/Fixtures/Appliances/Hardware
Davidson-Davie	Mohawk Industries (project 2)	Wood/Paper/Printing
Davidson-Davie	Nucor Steel	Machinery/Equipment
Durham	Baebies, Inc.	Pharmaceutical/Medical
Durham	Beam Therapeutics	Professional/Scientific/Technical Services
Durham	Biogen (project 3)	Pharmaceutical/Medical
Durham	Carolina Components Group	Professional/Scientific/Technical Services
Durham	Eli Lilly and Company (Durham county)	Pharmaceutical/Medical
Durham	GE Aerospace (project 3)	Transportation
Durham	IBM Corporation	Computers/Electronics/Electrical
Durham	KBI Biopharma (project 2)	Pharmaceutical/Medical
Durham	Merck Manufacturing (project 6)	Pharmaceutical/Medical
Durham	Morinaga America Foods (project 3)	Food/Beverage/Tobacco Processing
Durham	ServiceTrade	Business Support Services
Durham	Wolfspeed (Durham)	Computers/Electronics/Electrical
Edgecombe	ABB (project 3)	Computers/Electronics/Electrical
Edgecombe	Corning, Inc. (Distribution Center)	Warehousing/Distribution
Edgecombe	Johnson Controls International	Metals/Iron/Steel
Edgecombe	LS Cable & Systems USA, Inc. (project 2)	Computers/Electronics/Electrical
Edgecombe	OSSID, LLC (project 2)	Machinery/Equipment
Fayetteville	Keeco LLC	Warehousing/Distribution
Fayetteville	MANN+HUMMEL (project 4)	Transportation
Fayetteville	NFI Distribution Center	Warehousing/Distribution
Forsyth	Ardagh Metal Packaging USA Corporation	Textiles/Apparel
Forsyth	BekaertDeslee	Textiles/Apparel
Forsyth	Carolon	Textiles/Apparel
Forsyth	Clearlight Glass	Plastics/Rubber/Glass/Cement
Forsyth	Corning Optical (project 2)	Professional/Scientific/Technical Services
Forsyth	Garner Foods	Food/Beverage/Tobacco Processing
Forsyth	Hanesbrands International	Warehousing/Distribution
Forsyth	ICD Alloys	Metals/Iron/Steel
Forsyth	Piedmont Propulsion Systems, LLC (project 2)	Transportation
Forsyth	Salem Sports Events, LLC	Miscellaneous Manufacturing
Forsyth	Texwipe	Machinery/Equipment
Forsyth	Thermcraft, Inc.	Metals/Iron/Steel
Forsyth	Triseal Teknplex	Metals/Iron/Steel
Gaston	A.B. Carter, Inc	Textiles/Apparel
Gaston	Aptar Group Inc. (project 4)	Plastics/Rubber/Glass/Cement
Gaston	Blum (project 2)	Furniture/Fixtures/Appliances/Hardware
Gaston	Dole Fresh Vegetables, Inc. (project 3)	Food/Beverage/Tobacco Processing
Gaston	Huber Technology, Inc.	Machinery/Equipment
Gaston	Husky Rack & Wire 2	Metals/Iron/Steel
Gaston	HYDAC (project 2)	Metals/Iron/Steel
Gaston	J & L Machine and Fabrication (project 2)	Metals/Iron/Steel
Gaston	Metyx USA	Textiles/Apparel

North Carolina Community College System
Customized Training Projects by Industry Clusters
 Reporting Period: July 1, 2023 - June 30, 2024

College	Client Company	Industry Cluster
Gaston	Owens Corning (project 3)	Textiles/Apparel
Gaston	Parkdale Mills	Textiles/Apparel
Gaston	Polykemi, Inc.	Plastics/Rubber/Glass/Cement
Gaston	Robert Bosch Tool	Metals/Iron/Steel
Gaston	Tenowo, Inc. (project 2)	Textiles/Apparel
Guilford	Amada	Machinery/Equipment
Guilford	Autel	Computers/Electronics/Electrical
Guilford	Core Technology Molding (project 3)	Plastics/Rubber/Glass/Cement
Guilford	Harriss and Covington Hosiery Mills, Inc. (project 2)	Textiles/Apparel
Guilford	HSM Solutions	Miscellaneous Manufacturing
Guilford	LC America (project 3)	Food/Beverage/Tobacco Processing
Guilford	LT Apparel Group	Warehousing/Distribution
Guilford	Mickey Truck Bodies, Inc.	Transportation
Guilford	Noregon	Professional/Scientific/Technical Services
Guilford	Noregon (project 2)	Professional/Scientific/Technical Services
Guilford	Prepac Manufacturing US	Furniture/Fixtures/Appliances/Hardware
Guilford	Procter & Gamble BOC (project 2)	Chemical
Guilford	Procter & Gamble PHC	Pharmaceutical/Medical
Guilford	Simply Southern	Textiles/Apparel
Guilford	Soelect, Inc	Metals/Iron/Steel
Guilford	Sunlight Batteries USA	Computers/Electronics/Electrical
Guilford	Wysong (project 3)	Metals/Iron/Steel
Guilford	Ziehl-Abegg, Inc. (project 3)	Metals/Iron/Steel
Halifax	AEL Span (project 2)	Warehousing/Distribution
Halifax	Lowe's Distribution	Wood/Paper/Printing
Halifax	Roseburg	Wood/Paper/Printing
Halifax	WestRock	Wood/Paper/Printing
Haywood	ConMet (Canton) (project 3)	Plastics/Rubber/Glass/Cement
Isothermal	BZM	Metals/Iron/Steel
James Sprunt	Design Mode Cab	Furniture/Fixtures/Appliances/Hardware
Johnston	Berry Global (project 5)	Textiles/Apparel
Johnston	Conestoga Wood	Wood/Paper/Printing
Johnston	Grifols - NFB (project 5)	Pharmaceutical/Medical
Johnston	PCX Corporation (Clayton)	Computers/Electronics/Electrical
Johnston	Studio TK (project 4)	Furniture/Fixtures/Appliances/Hardware
Johnston	The Hales Group	Metals/Iron/Steel
Lenoir	Field Controls Company (project 3)	Metals/Iron/Steel
Lenoir	West Pharmaceutical (project 3)	Pharmaceutical/Medical
Martin	Domtar (project 4)	Wood/Paper/Printing
Mayland	New Buck Corporation (project 2)	Metals/Iron/Steel
McDowell	Baxter Healthcare (project 3)	Pharmaceutical/Medical
Mitchell	Badger Sportswear	Textiles/Apparel
Mitchell	Denso Manufacturing	Computers/Electronics/Electrical
Mitchell	KAM Solutions (project 2)	Transportation
Mitchell	Kewaunee Scientific Corporation (project 3)	Furniture/Fixtures/Appliances/Hardware

North Carolina Community College System
Customized Training Projects by Industry Clusters
 Reporting Period: July 1, 2023 - June 30, 2024

College	Client Company	Industry Cluster
Montgomery	Mohawk Industries, Inc.	Wood/Paper/Printing
Nash	Belt Concepts	Metals/Iron/Steel
Nash	C & W Services	Transportation
Nash	Pfizer #4	Pharmaceutical/Medical
Piedmont	Open Book Extracts	Chemical
Piedmont	Polywood Outdoor (project 2)	Plastics/Rubber/Glass/Cement
Piedmont	Spuntech (project 5)	Textiles/Apparel
Pitt	CMI Plastics (project 5)	Plastics/Rubber/Glass/Cement
Pitt	Hyster-Yale (project 5)	Machinery/Equipment
Pitt	Jack A Farris	Metals/Iron/Steel
Pitt	Metallix Refining (project 3)	Metals/Iron/Steel
Pitt	The Hammock Source	Textiles/Apparel
Pitt	Thermo Fisher Scientific (project 3)	Pharmaceutical/Medical
Pitt	Weyerhaeuser (Project 3)	Wood/Paper/Printing
Pitt	World Cat	Construction
Randolph	Darran Furniture (project 2)	Furniture/Fixtures/Appliances/Hardware
Randolph	Hafele America	Furniture/Fixtures/Appliances/Hardware
Randolph	Jowat (Project 2)	Chemical
Randolph	Liberty Trailers	Transportation
Randolph	Toyota Battery Manufacturing NC	Transportation
Richmond	Cascades Tissue (project 3)	Wood/Paper/Printing
Richmond	Cavco	Construction
Richmond	Global Packaging	Plastics/Rubber/Glass/Cement
Richmond	Huvepharma	Pharmaceutical/Medical
Richmond	KORDSA	Textiles/Apparel
Richmond	We Pack	Warehousing/Distribution
Robeson	Crew Boss	Miscellaneous Manufacturing
Robeson	Rempac Foam	Plastics/Rubber/Glass/Cement
Rockingham	Armor Express (project 4) (formerly KDH Defense Systems)	Textiles/Apparel
Rockingham	Beta Fueling Systems	Machinery/Equipment
Rockingham	Nestle Purina	Food/Beverage/Tobacco Processing
Rockingham	Pella Corporation	Plastics/Rubber/Glass/Cement
Rowan-Cabarrus	Celgard, LLC (Concord) (project 3)	Plastics/Rubber/Glass/Cement
Rowan-Cabarrus	Complete Design & Packaging (project 2)	Wood/Paper/Printing
Rowan-Cabarrus	Driveshaft Shop	Metals/Iron/Steel
Rowan-Cabarrus	DuPont Performance Building Solutions	Wood/Paper/Printing
Rowan-Cabarrus	Eli Lilly and Company (Cabarrus County)	Pharmaceutical/Medical
Rowan-Cabarrus	FillTech, USA (project 3)	Chemical
Rowan-Cabarrus	OILES America Corporation (project 3)	Miscellaneous Manufacturing
Rowan-Cabarrus	Vanquish Fencing, Inc.	Metals/Iron/Steel
South Piedmont	Charlotte Pipe & Foundry Company	Metals/Iron/Steel
South Piedmont	Consolidated Metco	Miscellaneous Manufacturing
South Piedmont	Darnel, Inc. (project 4)	Plastics/Rubber/Glass/Cement
South Piedmont	Decore-Ative Specialties	Wood/Paper/Printing
South Piedmont	Goulston Technologies, Inc.	Textiles/Apparel
South Piedmont	O'Neil Digital Solutions	Wood/Paper/Printing
South Piedmont	Southern Fabricators (project 2)	Metals/Iron/Steel
Southeastern	Pipeline Plastics, LLC	Plastics/Rubber/Glass/Cement

North Carolina Community College System
Customized Training Projects by Industry Clusters
 Reporting Period: July 1, 2023 - June 30, 2024

College	Client Company	Industry Cluster
Southeastern	Veloce Planes LLC	Transportation
Stanly	Auria Solutions (project 2) (fmrly International Automotive Component)	Transportation
Stanly	Fiberon (project 3)	Plastics/Rubber/Glass/Cement
Stanly	Martin Sprocket & Gear	Miscellaneous Manufacturing
Stanly	Stanly Engineered Fastening (project 2)	Metals/Iron/Steel
Surry	Altec Industries (Mt. Airy) (project 2)	Transportation
Surry	Johnson Granite, Inc. (project 3)	Metals/Iron/Steel
Surry	L.S. Starrett	Metals/Iron/Steel
Surry	Lydech #4	Transportation
Surry	Texwipe (Mt. Airy)	Textiles/Apparel
Surry	Vitro (project 3)	Plastics/Rubber/Glass/Cement
Surry	Wayne Farms LLC (project 2)	Food/Beverage/Tobacco Processing
Surry	Weyerhaeuser (Elkin) (project 5)	Wood/Paper/Printing
Tri-County	Aegis Power Systems (project 2)	Computers/Electronics/Electrical
Vance-Granville	Carolina Coops	Wood/Paper/Printing
Vance-Granville	M.R. Williams (project 2)	Warehousing/Distribution
Vance-Granville	Meel	Food/Beverage/Tobacco Processing
Wake	Accu-Tool, LLC	Metals/Iron/Steel
Wake	Advanced Plastiform, Inc.	Plastics/Rubber/Glass/Cement
Wake	Applied Research Associates, Inc. (project 3)	Professional/Scientific/Technical Services
Wake	Braven Environmental (Zebulon)	Chemical
Wake	CCL Industries	Wood/Paper/Printing
Wake	Flowserve	Machinery/Equipment
Wake	FUJIFILM Diosynth Biotechnologies (Holly Springs)	Pharmaceutical/Medical
Wake	FUJIFILM Diosynth Biotechnologies (Morrisville)	Pharmaceutical/Medical
Wake	Gilead Sciences, Inc. (Business Service Center)	Professional/Scientific/Technical Services
Wake	Guerbet, LLC	Pharmaceutical/Medical
Wake	ImmunoReagents, Inc. (project 3)	Pharmaceutical/Medical
Wake	John Deere Turf Care (project 4)	Machinery/Equipment
Wake	Maverick Solutions	Professional/Scientific/Technical Services
Wake	MemberHub	Professional/Scientific/Technical Services
Wake	Nomaco (Zebulon)	Plastics/Rubber/Glass/Cement
Wake	Optima Packaging	Miscellaneous Manufacturing
Wake	PCX Corporation	Computers/Electronics/Electrical
Wake	Seqirus (project 7)	Pharmaceutical/Medical
Wake	Xerox (Cary)	Professional/Scientific/Technical Services
Wayne	AP Emissions Technologies (project 3)	Transportation
Wayne	General Industries, Inc.	Transportation
Wayne	Mt. Olive Pickle Company, Inc. (project 2)	Food/Beverage/Tobacco Processing
Wayne	Prolec-GE Waukesha, Inc.	Computers/Electronics/Electrical
Western Piedmont	Leviton Manufacturing	Computers/Electronics/Electrical
Western Piedmont	Marynard Electrical Company	Metals/Iron/Steel
Western Piedmont	Meridian Specialty Yarn Group (project 3)	Textiles/Apparel
Western Piedmont	Meritor	Transportation
Western Piedmont	Molded Fiber Glass (project 2)	Transportation

North Carolina Community College System
Customized Training Projects by Industry Clusters
 Reporting Period: July 1, 2023 - June 30, 2024

College	Client Company	Industry Cluster
Western Piedmont	UNIX Packaging, LLC	Food/Beverage/Tobacco Processing
Western Piedmont	Valdese Weavers (project 5)	Textiles/Apparel
Wilkes	Allura	Plastics/Rubber/Glass/Cement
Wilkes	Gardner Glass (project 2)	Plastics/Rubber/Glass/Cement
Wilkes	GE Aviation (West Jefferson) (project 4)	Transportation
Wilkes	Weslacova Corporation	Pharmaceutical/Medical
Wilkes	Worldwide Protective (project 2)	Textiles/Apparel
Wilson	3C Stores Fixtures (project 3)	Furniture/Fixtures/Appliances/Hardware
Wilson	Bridgestone Americas (project 3)	Plastics/Rubber/Glass/Cement
Wilson	Mativ	Chemical
Wilson	Merck (Wilson) (project 3)	Pharmaceutical/Medical
Wilson	Old Saratoga	Food/Beverage/Tobacco Processing
Wilson	Sun River Services Corporation (project 2)	Food/Beverage/Tobacco Processing



Customized Training Program Business and Industry Support Summary of Training Activities

Data Category Definitions

Column	Data Category	Definition
1	College	North Carolina community college to which Business and Industry Support Funds have been allocated.
2	Number of Companies Served	Companies supported by Business and Industry Support Funds.
3	Number of Training Activities	Instructional activities provided with Business and Industry Support Funds.
4	Instructional Expenditures	Business and Industry Support Funds expended to support instructional activities.
5	Number of Trainees	Number of trainees served with Business and Industry Support Funds.
6	Average Cost Per Trainee	Total instructional expenditures divided by the total number of trainees.
7	Administrative Expenditures	Total administrative funds expended per college from the base allotment of Business and Industry Support Funds.
8	Total Expenditures	Total Business and Industry Support Funds expended which include instructional and administrative components.

Customized Training Program
Business and Industry Support (Funding Purpose 364 and 365)
Summary of Training Activities
Reporting Period: July 1, 2023 - June 30, 2024

College (1)	Number of Companies Served (2)	Number of Training Activities (3)	Instructional Expenditures (4)	Number of Trainees (5)	Average Cost Per Trainee (6)	Administrative Expenditures (7)	Total Expenditures (8)
Alamance	18		\$19,451.80	109	\$178.46	\$40,000.00	\$59,451.80
Asheville-Buncombe	13		\$19,917.30	230	\$86.60	\$39,998.86	\$59,916.16
Beaufort	8		\$10,000.00	84	\$119.05	\$40,000.00	\$50,000.00
Bladen	6		\$9,442.86	158	\$59.76	\$39,418.05	\$48,860.91
Blue Ridge	12		\$20,000.00	270	\$74.07	\$40,000.00	\$60,000.00
Brunswick	11		\$10,000.00	404	\$24.75	\$40,000.00	\$50,000.00
Caldwell	14		\$20,000.00	300	\$66.67	\$40,000.00	\$60,000.00
Cape Fear	25		\$19,175.12	242	\$79.24	\$39,999.23	\$59,174.35
Carteret	3		\$7,500.00	36	\$208.33	\$40,000.00	\$47,500.00
Catawba Valley	14		\$20,000.00	409	\$48.90	\$40,000.00	\$60,000.00
Central Carolina	15		\$19,997.49	159	\$125.77	\$33,164.77	\$53,162.26
Central Piedmont	9		\$19,998.88	89	\$224.71	\$40,000.00	\$59,998.88
Cleveland	7		\$19,999.84	45	\$444.44	\$39,998.22	\$59,998.06
Coastal Carolina	2		\$9,504.95	47	\$202.23	\$40,000.00	\$49,504.95
College of the Albemarle	6		\$10,000.00	63	\$158.73	\$40,000.00	\$50,000.00
Craven	3		\$9,991.87	29	\$344.55	\$40,000.00	\$49,991.87
Davidson-Davie	11		\$20,000.00	126	\$158.73	\$40,000.00	\$60,000.00
Durham	14		\$19,858.87	100	\$198.59	\$39,992.00	\$59,850.87
Edgecombe	4		\$10,319.72	66	\$156.36	\$39,677.00	\$49,996.72
Fayetteville	17		\$22,468.00	196	\$114.63	\$37,532.00	\$60,000.00
Forsyth	14		\$20,000.00	144	\$138.89	\$40,000.00	\$60,000.00
Gaston	13		\$20,000.00	329	\$60.79	\$39,999.50	\$59,999.50
Guilford	35		\$20,000.00	139	\$143.88	\$40,000.00	\$60,000.00
Halifax	4		\$7,498.86	246	\$30.48	\$39,526.39	\$47,025.25
Haywood	1		\$433.23	30	\$14.44	\$40,000.00	\$40,433.23
Isothermal	19		\$10,001.14	477	\$20.97	\$39,996.52	\$49,997.66
James Sprunt	5		\$11,970.00	161	\$74.35	\$38,030.00	\$50,000.00
Johnston	8		\$17,634.65	49	\$359.89	\$39,143.74	\$56,778.39
Lenoir	5		\$20,000.00	45	\$444.44	\$40,000.00	\$60,000.00
Martin	4		\$7,502.86	65	\$115.43	\$39,997.00	\$47,499.86

Customized Training Program
Business and Industry Support (Funding Purpose 364 and 365)
Summary of Training Activities
Reporting Period: July 1, 2023 - June 30, 2024

College (1)	Number of Companies Served (2)	Number of Training Activities (3)	Instructional Expenditures (4)	Number of Trainees (5)	Average Cost Per Trainee (6)	Administrative Expenditures (7)	Total Expenditures (8)
Mayland	3		\$9,122.00	26	\$350.85	\$38,378.00	\$47,500.00
McDowell	5		\$10,000.00	95	\$105.26	\$40,000.00	\$50,000.00
Mitchell	9		\$19,906.18	147	\$135.42	\$40,000.00	\$59,906.18
Montgomery	6		\$6,256.13	284	\$22.03	\$40,000.00	\$46,256.13
Nash	6		\$19,966.70	272	\$73.41	\$40,000.00	\$59,966.70
Pamlico (consortium with Craven CC)					\$0.00		\$0.00
Piedmont	6		\$7,500.00	108	\$69.44	\$39,999.69	\$47,499.69
Pitt	7		\$19,999.21	152	\$131.57	\$39,998.62	\$59,997.83
Randolph	50		\$19,664.35	233	\$84.40	\$40,000.00	\$59,664.35
Richmond	7		\$10,000.00	319	\$31.35	\$40,000.00	\$50,000.00
Roanoke-Chowan	3		\$5,283.08	30	\$176.10	\$40,000.00	\$45,283.08
Robeson	5		\$19,570.93	165	\$118.61	\$39,996.01	\$59,566.94
Rockingham	6		\$10,000.00	48	\$208.33	\$40,000.00	\$50,000.00
Rowan-Cabarrus	17		\$19,999.15	166	\$120.48	\$40,000.00	\$59,999.15
Sampson	4		\$10,473.74	211	\$49.64	\$28,221.82	\$38,695.56
Sandhills	2		\$7,600.00	23	\$330.43	\$40,000.00	\$47,600.00
South Piedmont	10		\$19,944.31	165	\$120.87	\$40,000.00	\$59,944.31
Southeastern	8		\$11,100.00	112	\$99.11	\$40,000.00	\$51,100.00
Southwestern	2		\$7,500.00	24	\$312.50	\$30,332.36	\$37,832.36
Stanly	3		\$5,411.21	41	\$131.98	\$40,000.00	\$45,411.21
Surry	17		\$19,904.36	290	\$68.64	\$40,000.00	\$59,904.36
Tri-County	5		\$7,468.82	65	\$114.90	\$40,000.00	\$47,468.82
Vance-Granville	7		\$19,955.63	104	\$191.88	\$38,631.10	\$58,586.73
Wake	19		\$20,000.00	176	\$113.64	\$40,000.00	\$60,000.00
Wayne	3		\$8,266.02	14	\$590.43	\$40,000.00	\$48,266.02
Western Piedmont	14		\$19,584.71	851	\$23.01	\$39,998.63	\$59,583.34
Wilkes	12		\$9,867.68	343	\$28.77	\$40,000.00	\$49,867.68
Wilson	5		\$20,165.04	142	\$142.01	\$39,834.00	\$59,999.04
SYSTEM TOTALS	561	0	\$817,176.69	9,453	\$86.45	\$2,241,863.51	\$3,059,040.20



Customized Training Project Completions

Continuous Improvement Evaluation Instrument

The purpose of the Continuous Improvement Evaluation Instrument is to assess the companies' expectations, program impact and overall effectiveness of the customized training received by participating in the Customized Training Program. The responses are summarized and used for program assessments and improvement.

Program assessment is based on the following categories and rating scale.

Expectations: The extent to which Customized Training met the company's expectations.

Impact: The overall impact of Customized Training on the company's operations.

Effectiveness: The overall effectiveness of Customized Training in preparing the company's employees for productivity.

Rating Scale					
5	4	3	2	1	N/A
Excellent no improvement necessary, exceed highest expectations	Very Good company needs were met at a highly acceptable level	Acceptable needs met but some improvement indicated	Marginal some needs unsatisfied, item needs substantial improvement	Unacceptable needs generally not satisfied	Not Applicable evaluation not completed by client company

The following Project Completions section includes summary performance information and evaluations for Customized Training projects that were completed during the reporting period July 1, 2023 – June 30, 2024.

Customized Training Project Completions Data Category Definitions

Column	Data Category	Definition
1	College/Company	North Carolina community college to which funds have been allocated for the support of an approved Customized Training project. The new or existing company supported by Customized Training project funding.
2	Project Type	JG-New = Job Growth for New Company; JG-Existing = Job Growth for Existing Company; PE-Existing = Productivity Enhancement for Existing Company; TI-Existing = Technology Investment for Existing Company.
3	Start Date	The initiation of a Customized Training project which has received approval by the Vice President of Economic Development and/or the NCCCS Review Panel.
4	End Date	The completion of all training activities and financial close-out process for an approved Customized Training project.
5	Allocations	Total amount of Customized Training funds allotted to a college to support an approved Customized Training project.
6	Expenditures	Total amount of Customized Training funds expended by a college to support an approved Customized Training project.
7	Trained by Company Instructors	Total unduplicated number of trainees trained during the project period by instructors who are company employees/contractors.
8	Trained by College Instructors	Total unduplicated number of trainees trained during the project period by either full- or part-time college employees, contracted community college instructors, NCCCS Regional Trainers and NCCCS BioNetwork instructors.
9	Company's Expectations Met	Extent to which Customized Training met the company's expectations.
10	Training Impact	Overall impact of Customized Training on the company's operations.
11	Training Effectiveness	Overall effectiveness of Customized Training in preparing the company's employees for productivity.

**Customized Training Program
Project Completions**

(Funding Purpose 361)

Projects Completed July 1, 2023 through June 30, 2024

College/Company	Project Type	Start Date	End Date	Allocations	Expenditures	Trained by Company Instructors	Trained by College/ Other Instructors	Company's Expectations Met (Rating)	Training Impact (Rating)	Training Effectiveness (Rating)
(1)	(2)	(3)	(4)	(5)	(6)	(7)	(8)	(9)	(10)	(11)
Alamance Community College										
Engineered Controls International (Elon) (project 3)	JG-Existing	11/15/2021	7/25/2023	\$60,536	\$55,163	0	118	N/A	N/A	N/A
Asheville-Buncombe Technical Community College										
Buchi Kombucha	JG-Existing	7/1/2021	6/5/2024	\$80,223	\$72,833	0	151	5	5	5
Eaton Avery Creek (project 6)	JG-Existing	7/1/2021	6/5/2024	\$110,375	\$105,838	0	585	5	5	5
GE Aviation (Asheville) (project 4)	PE-Existing	2/4/2022	1/9/2024	\$313,039	\$298,996	0	395	5	5	5
New Belgium Brewing (project 3)	JG-Existing	7/1/2021	1/10/2024	\$124,086	\$111,650	0	177	5	5	5
Pratt & Whitney	JG-New	6/1/2021	5/31/2024	\$1,143,993	\$1,071,553	36	839	5	5	5
Thermo Fisher Scientific (project 3)	JG-Existing	7/1/2021	5/14/2024	\$136,147	\$125,710	0	211	5	5	5
Beaufort County Community College										
AAF Flanders (project 4)	JG-Existing	4/1/2023	6/4/2024	\$41,516	\$41,298	0	49	4	4	4
Seolta (formerly Pamlico Yachtworks)	JG-Existing	5/15/2021	4/12/2024	\$61,931	\$56,382	0	273	5	5	5
Bladen Community College										
Smithfield Plant (Tar Heel)	JG-Existing	3/16/2021	1/9/2024	\$148,690	\$145,019	0	326	4	4	4
Cape Fear Community College										
Edge-Works Manufacturing Company, Inc.	JG-Existing	10/18/2021	4/26/2024	\$36,035	\$35,919	0	20	5	5	5
Vantaca, LLC	JG-Existing	11/12/2021	2/7/2024	\$149,261	\$149,261	0	138	5	5	5
Carteret Community College										

**Customized Training Program
Project Completions**

(Funding Purpose 361)

Projects Completed July 1, 2023 through June 30, 2024

College/Company	Project Type	Start Date	End Date	Allocations	Expenditures	Trained by Company Instructors	Trained by College/ Other Instructors	Company's Expectations Met (Rating)	Training Impact (Rating)	Training Effectiveness (Rating)
Parker Boats	JG-Existing	3/8/2021	3/6/2024	\$21,854	\$21,670	0	127	4	4	4
Catawba Valley Community College										
Prysmian Group	PE-Existing	7/21/2021	5/23/2024	\$22,088	\$22,082	0	212	5	5	5
Central Carolina Community College										
Bharat Forge Aluminum USA, Inc.	JG-New	10/1/2020	9/26/2023	\$445,670	\$445,669	5	188	5	5	5
Caterpillar, Inc (#3)	JG-Existing	7/1/2021	6/20/2024	\$115,370	\$109,597	0	315	5	5	5
Gildan (project 3) (frmly Frontier Yarns, Inc.)	JG-Existing	11/6/2020	11/3/2023	\$94,909	\$83,108	0	281	5	5	5
Pentair Water Pool and Spa (project 4)	JG-Existing	8/16/2021	7/27/2023	\$70,906	\$67,617	0	26	5	5	5
Pfizer (2)	JG-Existing	7/1/2021	6/20/2024	\$314,465	\$305,757	0	426	4	4	4
Central Piedmont Community College										
Akoustis Technologies	JG-Existing	4/26/2022	2/16/2024	\$63,955	\$63,829	0	53	4	4	4
Old Republic Home Protection, Inc.	JG-New	6/21/2021	10/19/2023	\$177,617	\$167,950	0	307	4	4	4
Printful (project 2)	JG-Existing	1/11/2021	9/11/2023	\$88,221	\$88,059	0	121	5	5	5
Cleveland Community College										
Southeastern Container	JG-Existing	8/2/2021	6/18/2024	\$70,995	\$68,875	0	85	5	5	4
Steffes	JG-New	4/7/2022	11/8/2023	\$108,990	\$108,979	0	0	N/A	N/A	N/A
Coastal Carolina Community College										
Onslow Bay Boats	TI-Existing	5/16/2022	4/25/2024	\$15,490	\$15,490	0	34	4	4	4

**Customized Training Program
Project Completions**

(Funding Purpose 361)

Projects Completed July 1, 2023 through June 30, 2024

College/Company	Project Type	Start Date	End Date	Allocations	Expenditures	Trained by Company Instructors	Trained by College/ Other Instructors	Company's Expectations Met (Rating)	Training Impact (Rating)	Training Effectiveness (Rating)
College of the Albemarle										
Regulator Marine, Inc. (project 3)	JG-Existing	1/19/2023	4/16/2024	\$90,926	\$89,240	0	278	5	5	5
Davidson-Davie Community College										
Amarr Entrematic (project 3)	JG-Existing	7/11/2022	5/20/2024	\$42,515	\$41,921	0	29	5	5	5
DFA US, Inc.	JG-Existing	7/20/2022	6/3/2024	\$11,615	\$11,484	0	20	5	5	5
Greif, Inc.	JG-Existing	7/11/2022	12/1/2023	\$26,948	\$26,908	0	48	5	5	5
Durham Technical Community College										
Baebies, Inc.	JG-Existing	1/19/2021	11/28/2023	\$126,534	\$96,612	0	304	5	5	5
IBM Corporation	PE-Existing	7/1/2021	6/19/2024	\$363,869	\$359,034	0	372	5	5	5
Merck Manufacturing (project 6)	JG-Existing	3/29/2021	3/21/2024	\$412,894	\$384,206	0	511	4	5	5
Recipharm Laboratories	JG-Existing	9/19/2022	5/20/2024	\$10,976	\$11,570	0	32	2	2	3
ServiceTrade	JG-Existing	11/1/2022	4/25/2024	\$72,356	\$66,960	0	173	4	4	4
Tergus Pharmaceuticals	JG-Existing	7/19/2021	10/20/2023	\$51,810	\$47,764	0	134	4	4	4
Edgecombe Community College										
Corning, Inc. (Distribution Center)	JG-Existing	11/2/2020	10/10/2023	\$8,996	\$8,679	0	117	5	5	5
OSSID, LLC (project 2)	PE-Existing	1/3/2022	5/21/2024	\$8,350	\$7,982	0	28	5	4	5
Forsyth Technical Community College										
Ardagh Metal Packaging USA Corporation	JG-Existing	2/21/2022	1/5/2024	\$28,024	\$23,152	0	62	5	5	5
Carolon	PE-Existing	9/13/2023	5/16/2024	\$3,300	\$3,300	0	6	5	5	5

**Customized Training Program
Project Completions**

(Funding Purpose 361)

Projects Completed July 1, 2023 through June 30, 2024

College/Company	Project Type	Start Date	End Date	Allocations	Expenditures	Trained by Company Instructors	Trained by College/ Other Instructors	Company's Expectations Met (Rating)	Training Impact (Rating)	Training Effectiveness (Rating)
Golding	Expanding	10/16/2023	5/16/2024	\$0	\$0	0	0	N/A	N/A	N/A
Hanesbrands International	JG-Existing	1/3/2023	2/8/2024	\$22,705	\$18,723	0	58	5	5	5
Gaston College										
Cataler North America (project 4)	JG-Existing	3/22/2021	9/25/2023	\$215,378	\$210,588	0	181	5	5	5
Coats North America (McAdenville)	JG-Existing	9/1/2022	11/9/2023	\$18,205	\$18,205	0	206	5	4	4
Hays Fluid Controls	JG-Existing	9/8/2021	4/1/2024	\$33,769	\$33,795	0	24	4	4	4
Hodges International	JG-Existing	2/1/2023	3/1/2024	\$49,093	\$48,917	0	51	4	4	4
Metyx USA	JG-Existing	10/14/2020	10/13/2023	\$48,401	\$47,606	0	88	5	5	5
Tenowo, Inc. (project 2)	TI-Existing	4/12/2021	4/5/2024	\$23,837	\$23,727	0	109	5	5	5
Guilford Technical Community College										
Amada	JG-Existing	7/26/2021	6/12/2024	\$25,541	\$23,672	0	120	4	4	5
Engineered Controls International (project 3)	JG-Existing	7/26/2021	9/1/2023	\$76,572	\$76,573	0	142	N/A	N/A	N/A
LC America (project 3)	JG-Existing	1/4/2022	4/30/2024	\$12,304	\$11,053	0	37	5	5	5
Noregon	JG-Existing	9/1/2020	9/7/2023	\$34,504	\$30,494	0	132	3	3	3
Prepac Manufacturing US	JG-New	2/15/2021	1/30/2024	\$81,708	\$73,717	0	36	4	4	4
Halifax Community College										
AirBoss Rubber Solutions (project 3)	PE-Existing	11/1/2021	10/23/2023	\$2,120	\$1,845	0	24	4	4	5
Lowes Distribution	PE-Existing	5/24/2023	6/27/2024	\$10,900	\$10,521	0	46	5	5	5
Lenoir Community College										
West Pharmaceutical (project 3)	JG-Existing	8/30/2021	6/6/2024	\$16,273	\$16,274	0	470	4	4	4

**Customized Training Program
Project Completions**

(Funding Purpose 361)

Projects Completed July 1, 2023 through June 30, 2024

College/Company	Project Type	Start Date	End Date	Allocations	Expenditures	Trained by Company Instructors	Trained by College/ Other Instructors	Company's Expectations Met (Rating)	Training Impact (Rating)	Training Effectiveness (Rating)
Martin Community College										
Domtar (project 4)	PE-Existing	3/25/2022	5/13/2024	\$49,737	\$49,736	0	46	5	5	5
Mitchell Community College										
Badger Sportswear	JG-Existing	11/9/2020	11/30/2023	\$48,499	\$48,314	0	240	5	5	5
KAM Solutions (project 2)	JG-Existing	10/1/2022	6/20/2024	\$27,581	\$27,509	0	50	5	5	5
Nash Community College										
Belt Concepts	JG-Existing	9/20/2021	6/20/2024	\$21,223	\$21,223	0	34	5	5	5
Pitt Community College										
Greenville Produce Company	JG-Existing	4/1/2022	2/28/2024	\$7,556	\$7,267	0	29	5	5	5
Richmond Community College										
Huvepharma	TI-Existing	11/8/2021	6/6/2024	\$36,402	\$36,224	0	34	5	4	4
KORDSA	PE-Existing	6/1/2022	6/6/2024	\$16,520	\$16,520	0	41	5	5	5
Robeson Community College										
Crew Boss	JG-New	7/12/2021	5/16/2024	\$15,726	\$14,441	9	38	N/A	N/A	N/A
Rockingham Community College										
Armor Express (project 4) (formerly KDH Defense Systems)	PE-Existing	12/1/2021	5/14/2024	\$23,791	\$23,283	0	37	5	5	5
Pella Corporation	PE-Existing	4/11/2022	4/10/2024	\$34,386	\$30,652	0	28	5	4	4

**Customized Training Program
Project Completions**

(Funding Purpose 361)

Projects Completed July 1, 2023 through June 30, 2024

College/Company	Project Type	Start Date	End Date	Allocations	Expenditures	Trained by Company Instructors	Trained by College/ Other Instructors	Company's Expectations Met (Rating)	Training Impact (Rating)	Training Effectiveness (Rating)
Rowan-Cabarrus Community College										
Complete Design & Packaging (project 2)	JG-Existing	8/15/2022	3/1/2024	\$16,832	\$16,831	0	174	4	4	4
FillTech, USA (project 3)	JG-Existing	3/1/2023	5/30/2024	\$27,421	\$27,420	0	144	4	4	4
OILES America (#3)		8/8/2022	6/24/2024	\$57,372	\$57,370	0	155	5	5	5
South Piedmont Community College										
Darnel, Inc. (project 4)	JG-Existing	10/3/2022	4/29/2024	\$36,433	\$33,840	0	165	5	N/A	N/A
Goulston Technologies, Inc.	JG-Existing	7/1/2022	4/29/2024	\$85,247	\$81,105	0	137	5	5	5
Southeastern Community College										
Pipeline Plastics, LLC	JG-New	11/15/2021	12/13/2023	\$15,039	\$14,924	0	63	5	5	5
Surry Community College										
Altec Industries (Mt. Airy) (project 2)	JG-Existing	3/12/2021	2/21/2024	\$46,838	\$46,457	0	441	4	4	4
Texwipe (Mt. Airy)	JG-Existing	5/8/2023	6/13/2024	\$15,302	\$14,514	0	64	5	5	5
Vance-Granville Community College										
Meel	JG-New	1/4/2021	6/4/2024	\$61	\$61	0	1	4	4	4
Wake Technical Community College										
Braven Environmental (Zebulon)	JG-Existing	10/8/2021	6/14/2024	\$33,163	\$32,088	0	49	5	5	5
ImmunoReagents (#3)	PE-Existing	3/7/2023	6/20/2024	\$13,765	\$13,158	0	26	5	5	5
John Deere Turf Care (project 4)	JG-Existing	1/4/2021	12/15/2023	\$74,842	\$71,312	0	298	4	4	3
Maverick Solutions	JG-Existing	1/4/2021	11/17/2023	\$59,753	\$57,076	0	104	5	5	5

**Customized Training Program
Project Completions**

(Funding Purpose 361)

Projects Completed July 1, 2023 through June 30, 2024

College/Company	Project Type	Start Date	End Date	Allocations	Expenditures	Trained by Company Instructors	Trained by College/ Other Instructors	Company's Expectations Met (Rating)	Training Impact (Rating)	Training Effectiveness (Rating)
Wayne Community College										
General Industries	TI-Existing	7/14/2021	6/19/2024	\$15,337	\$15,226	0	38	5	5	5
Western Piedmont Community Colleges										
Unix Packaging, LLC	JG-Existing	10/26/2021	6/12/2024	\$30,316	\$24,345	0	154	4	5	5
Wilkes Community College										
Gardner Glass (project 2)	PE-Existing	9/1/2021	6/7/2024	\$25,809	\$21,510	0	177	5	5	5
GE Aviation (West Jefferson) (project 3)	JG-Existing	1/3/2022	9/5/2023	\$295,475	\$295,474	0	191	5	5	5
Weslacova Corporation	PE-Existing	11/1/2021	6/7/2024	\$46,378	\$46,376	0	42	5	5	5
SYSTEM TOTALS										
				\$7,123,589	\$6,807,080	50	12,295	4.7	4.6	4.6

N/A is the result of one or more of the following: College unable to obtain summary evaluation from client company due to redirection of company's training needs and/or management, or impact of COVID-19 pandemic; training impact unrelated to portion of training received by company; company unable to accomplish planned activities due to unexpected economic circumstances impacting productivity; and/or company closed unexpectedly.



Customized Training Project Completions 2023-2024

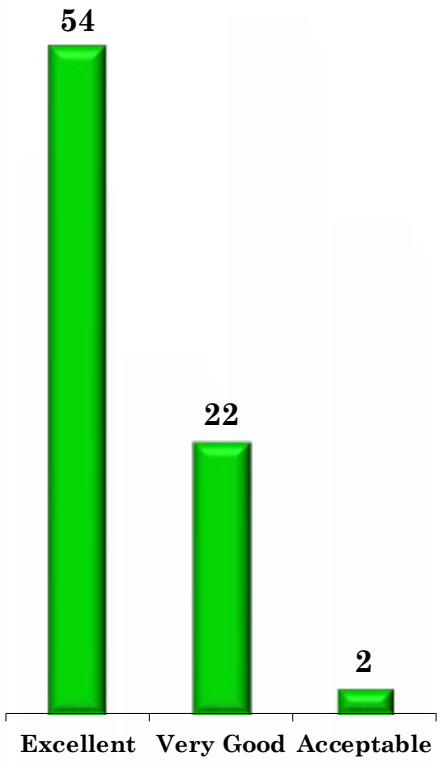
Continuous Improvement Evaluation Average Rating – 4.6

Rating Scale: 5 = Excellent (highest) - 1 = Unacceptable (lowest)

Expectations

Extent to which the Customized Training Program met the company's expectations.

97% of clients rated the training excellent or very good.

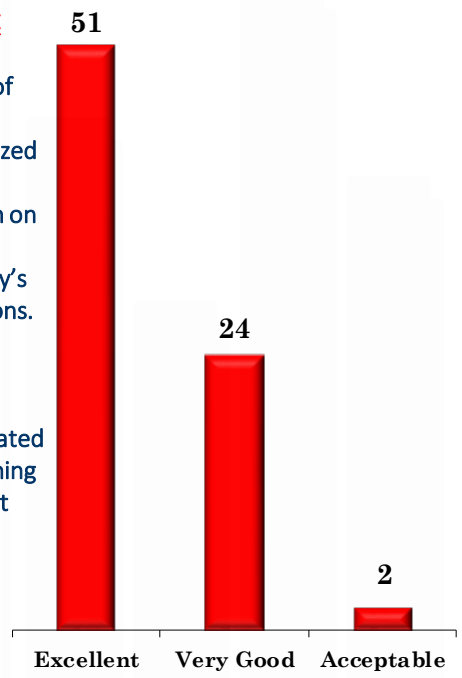


78 completed evaluations by client companies in the Expectations category.

Impact

Overall impact of the Customized Training Program on the company's operations.

97% of clients rated the training excellent or very good.

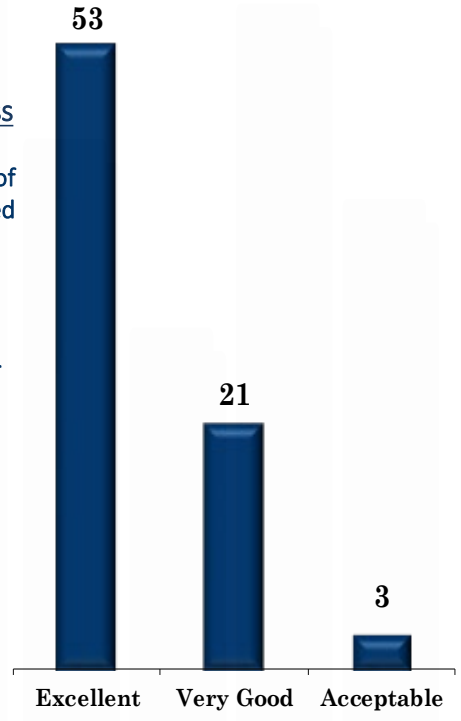


77 completed evaluations by client companies in the Impact category.

Effectiveness

Overall effectiveness of the Customized Training Program in preparing the company's employees for productivity.

96% of clients rated the training excellent or very good.



77 completed evaluations by client companies in the Effectiveness category.



Customized Training Program
Expenditures Report 2023-2024

September 1, 2024

Dr. Jeff Cox, President

(919) 807-7100
Caswell Building - 200 West Jones Street, Raleigh, North Carolina 27603
<https://www.nccommunitycolleges.edu>

The North Carolina Community College System is committed to equality of opportunity and does not discriminate against students or employees based on race, color, national origin, religion, gender, age or disability.