

STATE BOARD OF COMMUNITY COLLEGES

Legislative Reports for Career and College Promise and Cooperative Innovative High Schools

Request: The State Board of Community Colleges is asked to approve the Career and College Promise (CCP) Annual Report and the Cooperative Innovative High Schools (CIHS) Annual Report for the 2023-2024 academic year.

Background: The General Assembly established the following criteria to evaluate Career and College Promise and Cooperative Innovative High Schools:

115C-238.55. Evaluation of Cooperative Innovative High Schools and 115D-5(x) Evaluation of Career and College Promise

State Board of Community Colleges, in conjunction with the State Board of Education and the Board of Governors of The University of North Carolina, shall evaluate the success of students participating in the Career and College Promise Program, including Cooperative Innovative High Schools, College Transfer pathway and Career and Technical Education pathway. Success shall be measured by high school retention rates, high school completion rates, high school dropout rates, certification and associate degree completion, admission to four-year institutions, post-graduation employment in career or study-related fields, and employer satisfaction of employees who participated in and graduated from the schools.

Rationale:

Review and evaluation of Career and College Promise and Cooperative Innovative High Schools ensures continued program success. This year's report includes the required analysis of the cost of students participating in each of the programs within Career and College Promise as enacted as rewritten in G.S. § 115D-5(x).

Contact(s):

Aaron Mabe
State Director of Dual Enrollment

CCP/CIHS REPORTING REQUIREMENTS and LEGISLATIVE REPORT HIGHLIGHTS
Due March 15, 2025 (Annually)

- **Total CCP students served: 85,982** (26% private/homeschool)
- 26% participated in Cooperative Innovative High Schools
- 12% increase in College Transfer Pathways
- 19% increase in Career and Technical Education Pathways
- 26% increase in enrollment for Workforce CE Pathways

	Legislative Report Requirements	Report Highlights
CCP	<p>G.S. 115D-5(x) as enacted by SL 2017-57, Sec. 7.22(g)</p> <p>Evaluation of the success of students participating in CCP, including College Transfer and Career and Technical Education. Success measured by:</p> <ul style="list-style-type: none"> • HS retention rates • HS completion rates • HS dropout rates • Certification & Associate Degree completion • Admission to 4-yr. institutions • Post-graduation employment in career/study-related fields • Employer satisfaction • An analysis of the cost of students participating in Career and College Promise College Transfer and Career and Technical Education Pathways <p>Reporting Board(s) - SBCC, in conjunction with SBOE & UNC-BOG</p>	<p>In 2023-2024, 36% of all graduates enrolled in at least one dual enrollment course during their high school years. This represents 39,819 students. This is an increase of 2,002 students (1% increase) from the previous 2022-2023 graduating class.</p> <p>Graduates enrolled in a total of 263,981 college courses over the course of their high school years. Graduates enrolled in an average of seven college courses in their high school years.</p> <p>During the 2023-2024 academic year, 86% of CCP Pathways students completed 222,040 credit-level courses with a grade of “C” or better, a 1% increase.</p> <p>During the 2023-2024 academic year, CCP Pathways students earned a total of 4,124 credentials, a 24% increase.</p> <p>In 2023-2024, there were 78,811 public high school students enrolled in at least one CCP course. This was a 9% increase from the 2022-2023 school year.</p>

<p>CIHS</p>	<p>G.S. 115C-238.55 as amended by SL 2017-102, Sec. 48(c) [date change]</p> <ul style="list-style-type: none"> • Success of students in CIHS • HS retention rates • HS completion rates • HS dropout rates • Certification & associate degree completion • Admission to 4-yr. institutions • Post-graduation employment in career/study related fields • Employer satisfaction • An analysis of the cost of students participating in Career and College Promise Cooperative Innovative High Schools <p>Reporting Board(s) - SBOE & governing boards</p>	<p>Enrollment in CIHS in 2023-2024 was 28,942 students; this is an increase of 580 students from the previous school year.</p> <p>In total, 6,274 students graduated from Cooperative Innovative High Schools in 2023-2024, an increase of 64 students from the previous year.</p> <p>High school retention and completion rates for CIHS were above the state averages, with the average CIHS rates above 95%.</p> <p>The average high school drop-out rate of CIHS programs was below the state average. CIHS students at community colleges received better grades, on average, than the general population of students, with 88% averaging a passing grade of a C or better. This is 14% higher than the general population.</p> <p>1,918 individual students earned 5,288 industry-recognized credentials through high school CTE courses, based on NCDPI data.</p> <p>CIHS students also earned a total of 1,271 diploma and certificate credentials, based on NCCCS data. This represents a total of 3,189 individual credentials earned from both agencies, an increase of 399 credentials from the previous school year.</p> <p>3,498 CIHS students graduated with an associate degree. This is an increase of 97 students from the previous school year.</p> <p>12,694 applications from CIHS students were accepted by UNC System four-year institutions, based on UNC System data. This is an increase of 1,139 applications from the previous school year.</p>
<p>Receiving</p>	<p>Ed. Oversight</p>	



NORTH CAROLINA
State Board of Education
Department of Public Instruction



Report to the North Carolina General Assembly

Career and College Promise

*SL 2017-57 (SB 257, Budget Bill), sec. 7.22 (f) GS
115D-5(x)*

Evaluation of Cooperative Innovative High School Programs

*SL 2012-142 (HB 950, Budget Bill), sec. 7.11(g) GS
115C-238.50-.55*

Date Due: March 15, 2025

DPI Chronological Schedule, 2024-2025

Submitted by the State Board of Education, in conjunction with the North Carolina Community College System, the University of North Carolina System, the North Carolina Independent Colleges and Universities.

STATE BOARD OF EDUCATION

STATE BOARD OF EDUCATION VISION: Every public school student in North Carolina will be empowered to accept academic challenges, prepared to pursue their chosen path after graduating high school, and encouraged to become lifelong learners with the capacity to engage in a globally-collaborative society.

STATE BOARD OF EDUCATION MISSION: The mission of the North Carolina State Board of Education is to use its constitutional authority to guard and maintain the right of a sound, basic education for every child in North Carolina Public Schools.

ERIC DAVIS, Chair
Charlotte – At-Large

JILL CAMNITZ
Greenville – Northeast Region

JOHN BLACKBURN
Linville – Northwest Region

ALAN DUNCAN, Vice Chair
Greensboro – Piedmont-Triad Region

REGINALD KENAN
Rose Hill – Southeast Region

DONNA TIPTON-ROGERS
Brasstown – Western Region

RACHEL HUNT, Lieutenant Governor
Charlotte – Ex Officio

VACANT
North Central Region

J. WENDELL HALL
Ahoskie – At-Large

DALE FOLWELL, State Treasurer
Raleigh – Ex Officio

OLIVIA OXENDINE
Pinehurst – Sandhills Region

CATHY MOORE
Monroe – At-Large

MAURICE “MO” GREEN, Superintendent
Greensboro – Secretary to the Board

VACANT
Southwest Region

NC DEPARTMENT OF PUBLIC INSTRUCTION

Maurice “Mo” Green, State Superintendent / 301 N. Wilmington Street, Raleigh, North Carolina 27601

In compliance with federal law, the NC Department of Public Instruction administers all state-operated educational programs, employment activities and admissions without discrimination because of race, religion, national or ethnic origin, color, age, military service, disability, or gender, except where exemption is appropriate and allowed by law.

Inquiries or complaints regarding discrimination issues should be directed to:

Thomas Tomberlin, Senior Director, Educator Preparation, Licensure, and Performance, NCDPI
6301 Mail Service Center, Raleigh, NC 27699-6301 / Phone: (984) 236-2114

Visit us on the Web: www.dpi.nc.gov

**Report to the North Carolina General Assembly:
§ NCGS 115D-5(x) ~ Career and College Promise (CCP)
§ NCGS 115C-238.55 ~ Cooperative Innovative High Schools (CIHS)**

This report responds to the requirements of the legislation enacted in G.S. §115C-238.55, which establishes that “the State Board of Education and the governing Boards shall evaluate the success of students in cooperative innovative high schools approved under this Part. Success shall be measured by high school retention rates, high school completion rates, high school dropout rates, certification and associate degree completion, admission to four-year institutions, post-graduation employment in career or study-related fields, and employer satisfaction of employees who participated in and graduated from the schools.”

This report also responds to the requirements of the legislation enacted in G.S. § 115D-5 (x), which establishes that “In addition to the evaluation of cooperative innovative high schools by the State Board of Education pursuant to G.S. §115C-238.55, the State Board of Community Colleges, in conjunction with the State Board of Education and the Board of Governors of The University of North Carolina, shall evaluate the success of students participating in the Career and College Promise Program, including the College Transfer pathway and the Career and Technical Education pathway. Success shall be measured by high school retention rates, high school completion rates, high school dropout rates, certification and associate degree completion, admission to four-year institutions, post-graduation employment in career or study-related fields, and employer satisfaction of employees who participated in the programs. The Boards shall jointly report by March 15 of each year to the Joint Legislative Education Oversight Committee. The report shall be combined with the evaluation of cooperative innovative high schools required by G.S. §115C-238.55, and the Community Colleges System Office shall be responsible for submitting the combined report to the Committee.”

North Carolina’s Career and College Promise (CCP) Program has been recognized as a model dual enrollment program and as a model for dual enrollment policy by the Education Commission of the States. Additionally, NC is a leader in the nation in the number of established Cooperative Innovative High Schools (CIHS). The strength of collaborative partnerships between high schools and colleges, statewide articulation agreements, the

requirement for structured pathways, student eligibility criteria, state-level agency collaboration and state-wide policy and funding are what make NC's Career and College Promise Program a model for other states.

The State Board of Education (SBE) and the North Carolina Department of Public Instruction (NCDPI) fulfill some report requirements, while others are fulfilled by accompanying data from the NC Community Colleges System (NCCCS), the University of North Carolina System (UNCS) and the North Carolina Independent Colleges and Universities (NCICU).

Complete data and additional information follow for CCP and CIHS, from all agencies involved, including data from the NCCCS, the current list of CIHS, and accountability data, as well as data from the UNCS, and NCICU, and Success Stories from CIHS and CCP from across North Carolina.

The following table reviews the report requirements and indicates which agency or source addresses the required information:

Report Requirement	Agency/Source	Page
Overview of Dual Enrollment and Career and College Promise (CCP)	NCDPI	Pages 4 – 20
Data Highlights of CCP	NCDPI and NCCCS	Page 6
Findings from The Evaluation of Career and College Promise	SERVE Center at UNCG	Pages 21 - 23
Certification and Associate Degree Completion	NCCCS and NCDPI	Pages 25 - 27, 69 - 70
CCP CTE and College Transfer Pathways	NCCCS	Pages 25 – 29
Post-graduation employment	NCCCS	Pages 27 – 28, 70
CCP Investment Cost Analysis	NCCCS	Pages 30 – 38
Admission to Four-Year Institutions	UNCS and NCICU	Pages 39, 71 – 73
Overview of CIHS Programs	NCDPI	Pages 40 – 45
Data Highlights of CIHS	NCDPI and NCCCS	Page 44

List of Current CIHS by Public School Unit (PSU)	NCDPI	Pages 46 – 53
CIHS High School Retention Rates*	NCDPI	Pages 53 – 61
CIHS High School Completion Rates*	NCDPI	Pages 53 – 61
CIHS High School Drop-out Rates*	NCDPI	Pages 53 – 61
CIHS Enrollment Data	NCDPI and NCCCS	Pages 62 – 68
CIHS and CCP Success Stories	NCDPI, CIHS Annual Reports	Pages 74 – 86
Employer satisfaction of CIHS graduates	Data not available	N/A

*CCP students reside across the state and represent such a large portion of the student population, and the causal relationship cannot be clearly determined, NCDPI has not extracted a specific subset of data but presents state-wide data in response to the legislative requirements.

Overview of Dual Enrollment and Career and College Promise (CCP)

North Carolina has a long history of support for dual enrollment programs. The statutes authorizing high school student enrollment in community college courses have evolved over a period of more than 30 years. Previous statutes established concurrent enrollment, Huskins, Learn and Earn, Learn and Earn Online, and CIHS, all of which provided high school students the opportunity to earn college credit while still in high school.

In an effort to increase effectiveness for NC's dual enrollment program, the General Assembly established Career and College Promise in 2011. All previous dual enrollment programs were consolidated and replaced by CCP. The purpose of CCP is to offer structured opportunities for qualified high school students to dually enroll in community college courses that provide pathways that lead to a certificate, diploma, degree, or State and industry recognized credentials, as well as provide entry-level job skills.

In the years following full implementation in 2012-2013, enrollment in joint high school programs has continued to increase, with the addition of new pathways, increasing student interest, and the establishment of new Cooperative Innovative High Schools.

Currently, Career and College Promise (CCP) offers students the option to choose from three pathways:

- The College Transfer pathway is designed for students planning to continue their educational career beyond high school to eventually achieve an Associate's or Bachelor's degree at a community college or university.
- The Career and Technical Education pathway allows students to begin a certification or diploma program in a particular technical field or career area. The CTE pathway also includes Workforce Continuing Education opportunities for students.
- Cooperative Innovative High School programs allow students to work simultaneously toward completion of both the high school diploma and an associate's degree, transferable credit or certificate. These high schools go through a rigorous application process for approval.

In order to facilitate the effective implementation and to support growth and progress of CCP in the state of North Carolina, the NC Community College System and the NC Department of Public Instruction collaborate closely together - sometimes on a daily basis. Most communications, professional development, and technical assistance are facilitated jointly. The UNC System and the NC Independent Colleges and Universities also collaborate with these two lead agencies regarding the Cooperative Innovative High School pathway through the legislated Joint Advisory Committee (JAC).

NORTH CAROLINA DEPARTMENT OF PUBLIC INSTRUCTION (NCDPI) Career and College Promise (CCP)

Session Law 2011-145, the Appropriations Act of 2011, authorized the State Board of Education and the State Board of Community Colleges to establish the Career and College Promise program, effective January 1, 2012. The purpose of Career and College Promise is to offer structured opportunities for qualified high school students to enroll dually in community college courses that provide pathways that lead to a certificate, diploma, degree, or State or industry-recognized credential, as well as to provide entry-level jobs skills.

Every eligible North Carolina high school student has the opportunity to take advantage of the Career and College Promise (CCP) program and enroll in dual enrollment through the College

Transfer or Career and Technical Education Pathway. CCP is available to every public high school in the state and the NCCCS sets the eligibility requirements.

Career and College Promise Data Highlights:

- In 2023-2024, **36%** of all graduates enrolled in at least one dual enrollment course, primarily through CCP, during their high school years. This represents 39,819 students. This is an increase of 2,002 students (1% increase) from the previous 2022-2023 graduating class.
- These graduates enrolled in a total of **263,981** college courses over the course of their high school years. Graduates enrolled in an average of seven college courses in their high school years.
- In 2023-2024, **36%** of all graduates earned high school credit through dual enrollment opportunities in their high school years. This represents **37,598** graduates, a 3% increase.
- In 2023-24, **93%** percent of graduates who enrolled in a dual enrollment college course earned credit towards high school graduation.
- In 2023-2024, there were **78,811*** public high school students enrolled in at least one CCP course. This was a 9% increase from the 2022-2023 school year (an increase from 71,468 to 78,811 students).

*NCDPI data includes public and charter school students who are dually enrolled in 2-year or 4-year colleges and universities.

See Table 1 below for further data regarding dual enrollment for 2023-2024 graduates disaggregated by race/ethnicity.

Table 1: Number and percent of 2023-2024 graduates who enrolled in at least one dual enrollment course while in high school by race/ethnicity

Race/Ethnicity	Number of graduates who enrolled in at least one dual enrollment course while in high school	Total Number of graduates	Percent of students enrolled in at least one dual enrollment course while in high school by Race/Ethnicity (change from last year)
American Indian or Alaska Native	363	1,045	35% (0%)
Asian	2,103	4,258	49% (4%)
Black or African American	6,410	26,506	24% (1%)
Hispanic or Latino	6,284	22,152	28% (0%)
Native Hawaiian/Other Pacific Islander	52	152	34% (-1%)
Two or More	1,675	5,219	32% (1%)
White	22,932	50,875	45% (1%)
Total	39,819	110,207	36% (1%)

*NCDPI data includes all public and charter school students who are dually enrolled in 2-year or 4-year colleges and universities, CCP as well as other IHE enrollments

For detailed enrollment information by district of 2023-2024 graduates who enrolled in at least one CCP while in high school refer to Table 2 below.

Based on the enrollment data above, while there remains continued work, NCDPI is encouraged with how PSUs are creating environments for access and opportunity among all race/ethnicity groups for dual enrollment. NCDPI and NCCCS continue to work closely together to support school districts and colleges to strengthen partnerships. The CCP Leadership team, with representatives from both agencies, meets regularly to collaborate and coordinate ongoing support. Staff from each agency host regular webinars to share promising practices in CCP that promote expanded awareness, access, and student success.

Table 2: Number and percent of 2023-2024 graduates who enrolled in at least one dual enrollment course while in high school by PSU.

PSU #	PSU Name	Number of graduates who enrolled in at least one dual enrollment course while in high school	Total Number of graduates	Percent of graduates who took at least one dual enrollment course in high school
010	Alamance-Burlington Schools	701	1,614	43%
020	Alexander County Schools	147	303	49%
030	Alleghany County Schools	63	106	59%
26B	Alpha Academy	16	18	89%
040	Anson County Schools	77	199	39%
90F	Apprentice Academy HS of NC	*	37	22%
69A	Arapahoe Charter School	*	13	38%
53B	Ascend Leadership Academy: Lee County	26	61	43%
050	Ashe County Schools	124	207	60%
761	Asheboro City Schools	102	306	33%
111	Asheville City Schools	201	327	61%
060	Avery County Schools	110	162	68%
58B	Bear Grass Charter School	47	60	78%
070	Beaufort County Schools	195	453	43%
080	Bertie County Schools	115	144	80%
79A	Bethany Community School	13	51	25%
090	Bladen County Schools	160	303	53%
60S	Bradford Preparatory School	47	101	47%
100	Brunswick County Schools	390	1,049	37%

PSU #	PSU Name	Number of graduates who enrolled in at least one dual enrollment course while in high school	Total Number of graduates	Percent of graduates who took at least one dual enrollment course in high school
110	Buncombe County Schools	919	1,700	54%
120	Burke County Schools	456	886	51%
13B	Cabarrus Charter Academy	*	22	14%
130	Cabarrus County Schools	1,086	2,716	40%
140	Caldwell County Schools	445	799	56%
150	Camden County Schools	57	145	39%
13A	Carolina International School	23	45	51%
160	Carteret County Public Schools	275	587	47%
170	Caswell County Schools	64	161	40%
180	Catawba County Schools	543	1,220	45%
93L	Central Wake Charter High School	*	99	<10%
681	Chapel Hill-Carrboro City Schools	203	992	20%
61M	Charlotte Lab School	10	63	16%
60K	Charlotte Secondary School	*	20	15%
600	Charlotte-Mecklenburg Schools	2,598	10,137	26%
19A	Chatham Charter	44	44	>95%
190	Chatham County Schools	457	742	62%
200	Cherokee County Schools	159	267	60%
220	Clay County Schools	46	90	51%
230	Cleveland County Schools	504	1,011	50%

PSU #	PSU Name	Number of graduates who enrolled in at least one dual enrollment course while in high school	Total Number of graduates	Percent of graduates who took at least one dual enrollment course in high school
821	Clinton City Schools	80	185	43%
01C	Clover Garden	22	40	55%
240	Columbus County Schools	254	410	62%
60U	Commonwealth High School	*	103	<10%
60I	Community School of Davidson	64	135	47%
41G	Cornerstone Charter Academy	47	96	49%
60M	Corvian Community School	16	97	16%
250	Craven County Schools	412	867	48%
260	Cumberland County Schools	1,185	3,467	34%
270	Currituck County Schools	126	303	42%
280	Dare County Schools	192	427	45%
290	Davidson County Schools	558	1,318	42%
300	Davie County Schools	155	450	34%
298	Deaf and Blind Schools	*	20	15%
310	Duplin County Schools	301	681	44%
320	Durham Public Schools	453	2,491	18%
92G	East Wake Academy	62	92	67%
210	Edenton-Chowan Schools	43	141	30%
330	Edgecombe County Public Schools	164	356	46%
700	Elizabeth City-Pasquotank Public Schools	80	294	27%
861	Elkin City Schools	81	103	79%

PSU #	PSU Name	Number of graduates who enrolled in at least one dual enrollment course while in high school	Total Number of graduates	Percent of graduates who took at least one dual enrollment course in high school
68A	Eno River Academy	30	88	34%
32R	Excelsior Classical Academy	15	37	41%
39A	Falls Lake Academy	33	81	41%
92F	Franklin Academy	41	115	36%
350	Franklin County Schools	123	649	19%
360	Gaston County Schools	782	2,231	35%
370	Gates County Schools	48	118	41%
65G	Girls Leadership Academy of Wilmington	11	32	34%
380	Graham County Schools	44	78	56%
390	Granville County Schools	137	512	27%
84B	Gray Stone Day School	71	87	82%
400	Greene County Schools	90	219	41%
410	Guilford County Schools	1,282	5,215	25%
420	Halifax County Schools	46	141	33%
93A	Haliwa-Saponi Tribal School	*	14	21%
430	Harnett County Schools	493	1,358	36%
440	Haywood County Schools	208	529	39%
450	Henderson County Schools	395	1,011	39%
460	Hertford County Schools	96	191	50%
181	Hickory City Schools	112	266	42%
42B	Hobgood Charter School	15	17	88%
470	Hoke County Schools	313	572	55%

PSU #	PSU Name	Number of graduates who enrolled in at least one dual enrollment course while in high school	Total Number of graduates	Percent of graduates who took at least one dual enrollment course in high school
480	Hyde County Schools	24	35	69%
11C	Invest Collegiate - Imagine	28	56	50%
490	Iredell-Statesville Schools	637	1,701	37%
500	Jackson County Public Schools	130	258	50%
61X	Jackson Day School	30	43	70%
510	Johnston County Public Schools	884	3,035	29%
520	Jones County Schools	36	60	60%
132	Kannapolis City Schools	82	381	22%
66A	KIPP Gaston College Preparatory	14	64	22%
81B	Lake Lure Classical Academy	13	24	54%
60D	Lake Norman Charter	145	188	77%
49F	Langtree Charter Academy	27	98	28%
530	Lee County Schools	336	695	48%
540	Lenoir County Public Schools	291	670	43%
291	Lexington City Schools	70	187	37%
55A	Lincoln Charter School	137	175	78%
550	Lincoln County Schools	422	854	49%
560	Macon County Schools	204	344	59%
570	Madison County Schools	103	161	64%
580	Martin County Schools	48	159	30%
590	McDowell County Schools	231	422	55%

PSU #	PSU Name	Number of graduates who enrolled in at least one dual enrollment course while in high school	Total Number of graduates	Percent of graduates who took at least one dual enrollment course in high school
86T	Millennium Charter Academy	13	23	57%
610	Mitchell County Schools	101	127	80%
620	Montgomery County Schools	244	297	82%
630	Moore County Schools	628	1,041	60%
491	Mooresville Graded School District	187	507	37%
862	Mount Airy City Schools	84	154	55%
36C	Mountain Island Charter	67	134	50%
640	Nash County Public Schools	413	1,055	39%
34H	NC Leadership Charter Academy	36	51	71%
00B	NC Virtual Academy	23	161	14%
51A	Neuse Charter School	26	45	58%
650	New Hanover County Schools	1,025	1,946	53%
182	Newton Conover City Schools	102	224	46%
00A	North Carolina Cyber Academy	31	252	12%
33A	North East Carolina Preparatory School	53	64	83%
660	Northampton County Schools	71	114	62%
70A	Northeast Academy of Aerospace & AdvTech	64	79	81%

PSU #	PSU Name	Number of graduates who enrolled in at least one dual enrollment course while in high school	Total Number of graduates	Percent of graduates who took at least one dual enrollment course in high school
94Z	Northeast Regional School - Biotech/Agriscience	17	17	>95%
670	Onslow County Schools	483	1,885	26%
680	Orange County Schools	202	550	37%
39B	Oxford Preparatory School	35	45	78%
690	Pamlico County Schools	52	102	51%
09A	Paul R Brown Leadership Academy	*	37	16%
710	Pender County Schools	401	793	51%
720	Perquimans County Schools	37	95	39%
730	Person County Schools	159	305	52%
41K	Piedmont Classical High School	*	96	<10%
36B	Piedmont Community Charter	82	133	62%
49E	Pine Lake Preparatory	99	168	59%
23A	Pinnacle Classical Academy	26	29	90%
60Y	Pioneer Springs Community School	*	21	10%
740	Pitt County Schools	915	1,703	54%
750	Polk County Schools	95	145	66%
780	Public Schools of Robeson County	363	1,411	26%
34B	Quality Education Academy	*	40	<10%
61N	Queen City STEM School	*	13	46%

PSU #	PSU Name	Number of graduates who enrolled in at least one dual enrollment course while in high school	Total Number of graduates	Percent of graduates who took at least one dual enrollment course in high school
60G	Queen's Grant Community School	32	110	29%
760	Randolph County School System	472	1,073	44%
32N	Research Triangle High School	20	117	17%
770	Richmond County Schools	274	471	58%
01B	River Mill Academy	28	35	80%
421	Roanoke Rapids City Schools	73	212	34%
790	Rockingham County Schools	313	821	38%
64A	Rocky Mount Preparatory	21	50	42%
800	Rowan-Salisbury Schools	426	1,463	29%
73B	Roxboro Community School	39	81	48%
810	Rutherford County Schools	207	511	41%
98A	Sallie B Howard School	*	29	28%
820	Sampson County Schools	256	576	44%
63B	Sandhills Theatre Arts Renaiss	*	17	53%
830	Scotland County Schools	173	387	45%
92P	Southern Wake Academy	17	66	26%
840	Stanly County Schools	397	628	63%
61L	Stewart Creek High School	*	112	<10%
850	Stokes County Schools	196	405	48%
60B	Sugar Creek Charter	26	75	35%

PSU #	PSU Name	Number of graduates who enrolled in at least one dual enrollment course while in high school	Total Number of graduates	Percent of graduates who took at least one dual enrollment course in high school
50A	Summit Charter	*	15	53%
860	Surry County Schools	363	543	67%
870	Swain County Schools	86	109	79%
26C	The Capitol Encore Academy	*	*	25%
41H	The College Preparatory and Leadership A	16	30	53%
11D	The Franklin School of Innovation	29	59	49%
01D	The Hawbridge School	21	40	53%
24B	Thomas Academy	*	14	64%
81A	Thomas Jefferson Classical Academy	36	75	48%
292	Thomasville City Schools	39	112	35%
880	Transylvania County Schools	183	277	66%
41F	Triad Math and Science Academy	42	81	52%
92T	Triangle Math and Science Academy	32	68	47%
890	Tyrrell County Schools	25	38	66%
90A	Union Academy Charter School	42	132	32%
900	Union County Public Schools	1,174	3,460	34%
76A	Uwharrie Charter Academy	51	151	34%
91A	Vance Charter School	39	83	47%
910	Vance County Schools	83	349	24%

PSU #	PSU Name	Number of graduates who enrolled in at least one dual enrollment course while in high school	Total Number of graduates	Percent of graduates who took at least one dual enrollment course in high school
32L	Voyager Academy	41	94	44%
920	Wake County Schools	2,734	12,630	22%
35C	Wake Preparatory Academy	13	53	25%
930	Warren County Schools	47	132	36%
940	Washington County Schools	39	78	50%
07A	Washington Montessori	12	16	75%
950	Watauga County Schools	213	349	61%
960	Wayne County Public Schools	422	1,172	36%
96F	Wayne Preparatory	21	51	41%
422	Weldon City Schools	42	68	62%
241	Whiteville City Schools	63	136	46%
970	Wilkes County Schools	410	611	67%
980	Wilson County Schools	334	687	49%
98B	Wilson Preparatory Academy	13	42	31%
340	Winston Salem / Forsyth County Schools	644	3,885	17%
990	Yadkin County Schools	207	379	55%
995	Yancey County Schools	110	138	80%

In order to protect student/staff privacy, small cell suppression rules have been applied where necessary. Any cell below 10 for students or 5 for staff will be represented by "**". Any percentages over 95% will be shown as >95% and any percentages less than 10 will be shown as <10%.

State Board of Education CCP Policy

Based on the CCP Leadership Team's focus on improving the CCP program for NC's students and Informed by findings and recommendations from the IES Grant Study and the Dual Enrollment Opportunity Study, the State Board of Education (SBE) adopted a new policy for CCP in October 2022: [CACP-000, CCP Partnership Agreement](#). This policy requires each Local Education Agency (LEA) to develop a CCP Partnership Agreement with their CCP college partner. The areas outlined in the policy are key topics that will help to ensure quality programming for high school students. The SBE policy was amended in December 2024 to address questions from PSUs about LEA participation and student eligibility criteria. The amended policy clarifies that PSUs determine their level of participation in CCP, and that PSUs may not add additional student eligibility criteria for students to access the program. The amended policy also establishes that LEAs will submit partnership agreements to NCDPI beginning in Summer 2025. The policy as amended is included here, with the amended text shown in italics.

SBE CACP-000: CCP Partnership Agreement

The Career and College Promise program is North Carolina's dual enrollment program for high school students, allowing eligible students to enroll in college classes at North Carolina community colleges and universities through their high school.

Career and College Promise offers students the option to choose from three structured pathways:

- College Transfer
- Career and Technical Education, including Workforce Continuing Education, and
- Cooperative Innovative High Schools.

Strong, high-quality partnerships between secondary and postsecondary education institutions are critical to support mindsets, policies, and practices that expand access to career and post-secondary pathways and ensure student success.

Partnership Agreement

In order to implement Career and College Promise, each Local Education Agency (LEA) shall develop an agreement with their CCP college partner to support effective implementation by December 2023. CCP Partnership Agreements shall be revised on an annual basis.

The CCP Partnership Agreement will include a description of how the LEA will integrate CCP program offerings aligned to regional economic and community needs and address the following topics (at a minimum) in collaboration with their college partner:

- Establishment of partnership protocols, including regular communication;
- Integration of LEA and college program offerings;
- Plan of communication to students/families to broaden access;
- Student academic support systems, including advising and sharing student progress;
- Responsibilities of school/district and college personnel;
- Responsibilities for program expenses; and
- Responsibilities of site operations, including use of facilities and transportation.

The CCP Partnership Agreement will be submitted by the LEA and kept on file at NCDPI beginning Summer 2025.

Program Participation and Eligibility: Public School Units (PSUs) shall determine their level of participation in the Career and College Promise program. PSUs that participate in CCP shall award high school credit for college coursework according to the SBE Course for Credit policy (CCRE-001).

Student eligibility for the CCP College Transfer and Career and Technical Education pathways are established by the NC Community College System. PSUs shall not add additional requirements for eligibility. LEAs establish the eligibility requirements for Cooperative Innovative High Schools under their jurisdiction.

NCDPI and our partners at NCCCS facilitated face to face meetings with school district and college representatives in the spring of 2023 and developed a CCP Partnership Agreements Guide, which includes promising practices in CCP from across North Carolina. The Guide is accessible to all LEAs and college partners and is accompanied by examples of existing partnership agreements and additional resources. NCDPI and NCCCS continue to provide technical assistance and support, jointly facilitating regular meetings for LEA CCP Coordinators and their community college partners' staff, as well as one-on one meetings with LEA and IHE partners scheduled at their convenience. NCDPI and NCCCS will facilitate face-to-face meetings in spring of 2025 to continue support for the implementation and annual revision of CCP partnership agreements.

Last year, the statewide four-year graduation cohort rate was 87%. For more information, find the NCDPI Four-Year Cohort Graduation Rate Report under the [Accountability Data Sets and Reports](#) section.

The dropout rate for 2202-2203 is not available at this time. It will be reported to the State Board of Education in March 2024. For more information regarding dropout rates see the [Discipline, ALP and Dropout Annual Reports](#) section.

For detailed data regarding NC school districts and high schools, see the [North Carolina School Report Cards](#).

Continuing work to increase awareness, access, and student success is also informed by the ongoing work of the CCP Institute of Education Sciences (IES) Grant Study. A summary of current findings for the CCP IES Grant Study is presented below. Summary findings of the CCP IES Grant Study are available on the NCDPI [CCP Data and Research](#) website.

**CAREER AND COLLEGE PROMISE
INSTITUTE OF EDUCATION SCIENCES (IES) GRANT STUDY
Evaluation of Career and College Promise from 2019-2026
Findings from The Evaluation of Career and College Promise**

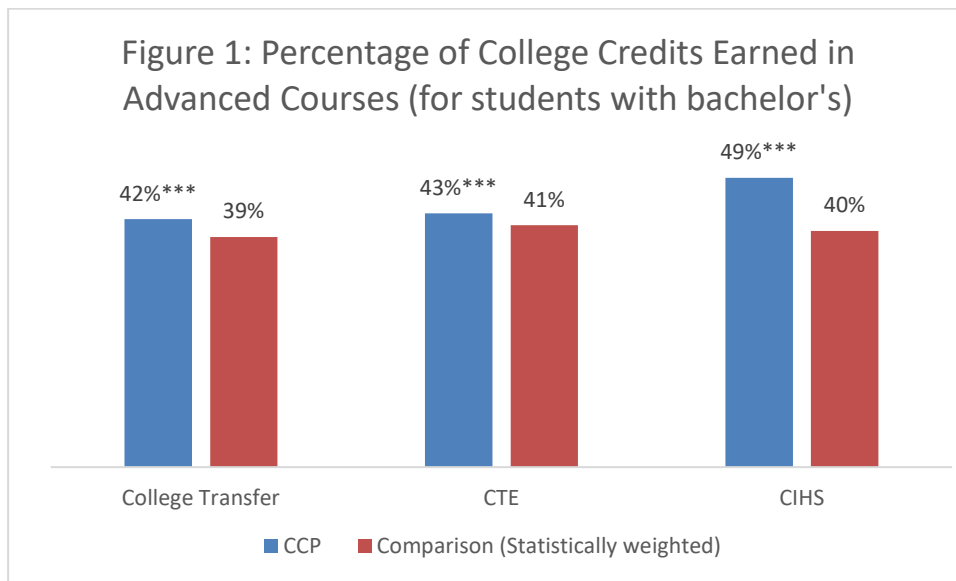
A research partnership funded by the Institute of Education Sciences and including NCDPI, NCCCS, UNCG, and RAND Corporation.

Core partnership activities over the past year have been examining the impact of CCP on students' performance in four-year institutions; examining the school-level factors associated with CCP impacts; and conducting analyses on the cost of CCP and the impact on workforce outcomes. Key takeaways include:

- CCP participation in high school increased the number of advanced courses students took in four-year colleges after high school.
- CCP makes more of a difference for students in certain settings including: rural schools, lower-achieving schools, and schools with higher levels of CCP participation.
- The project team is finalizing analyses related to the cost of CCP and the impact on workforce outcomes.

CCP increased the number of advanced courses that students took while enrolled in four-year colleges after high school. CCP students who enrolled in UNC System schools earned more credits in advanced courses in their first and second years, and by the time they earned a bachelor's degree, than comparison students. Figure 1 shows the differences in the percentage of college credits earned in advanced courses among bachelor's degree recipients for CCP and comparison students by pathway. Comparison students are statistically weighted to resemble CCP students on a wide range of characteristics.

When looking at other aspects of postsecondary performance, CCP students in all three pathways earned fewer credits overall in Years 1 and 2, likely because the college credits earned in high school allowed them to take a lower course load while still being on track for graduation. Students in the CIHS pathway were less likely to switch majors, which suggests that they were more focused in college. They were also more likely to double-major.



NOTE: In this chart, advanced courses are those at the 300 level or above. When assessing advanced course taking in the first year of college, we also consider 200 level courses to be advanced; here and in our analysis of second-year course taking, only 300 level or above courses are considered advanced.

***Statistically significant difference at $p \leq .001$.

CCP makes more of a difference for students in certain settings. CCP tends to benefit students in all types of school settings. However, there are some school characteristics that are associated with higher impacts from the College Transfer and CTE Pathways. CCP is making more of a difference for:

- Rural students.
- Students at lower-achieving schools.
- Schools with higher CCP participation.
- Schools with historically higher 2-year college enrollment rates and with historically lower 4-year college enrollment rates.

Note that higher impacts do not necessarily mean that the outcomes are higher for students in these settings; it means that the differences between CCP and comparison students are higher in those settings.

The project team is finalizing analyses related to the impact of CCP on workforce outcomes and the cost of CCP. The research team has been working with the NC Department of Commerce and the Data Division in the North Carolina Department of Information Technology

to link the study sample with wage data and to conduct analyses on the impact of CCP on employment and earnings. We anticipate that these analyses will be finalized within the next six months. Additionally, the project team has been using administrative data and original data collected by the research team to examine the costs of CCP and look at the return on investment for those costs. These findings will be available over the next year.

About the Evaluation of Career and College Promise

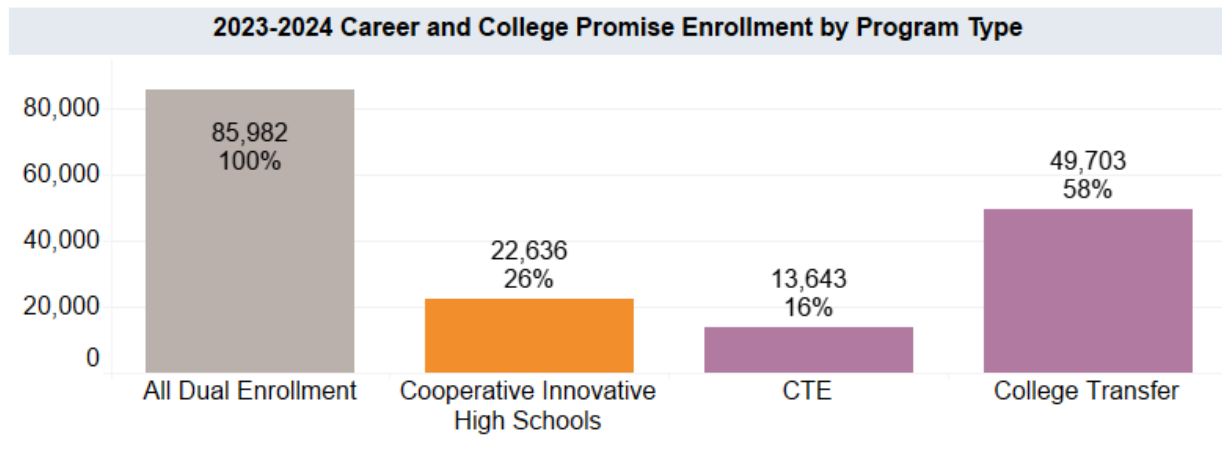
The partners. The North Carolina Department of Public Instruction and the North Carolina Community College System are partners in a seven-year, \$5 million grant from the U.S. Department of Education that started in July of 2019. This project—which is being led by the Early College Research Center within SERVE at the University of North Carolina at Greensboro and also involves the University of North Carolina System, the NC Government Data Analytics Center, the North Carolina Department of Commerce and RAND Corporation—has the goal of conducting a formal and rigorous evaluation of the implementation, impact, and cost of the three different CCP pathways.

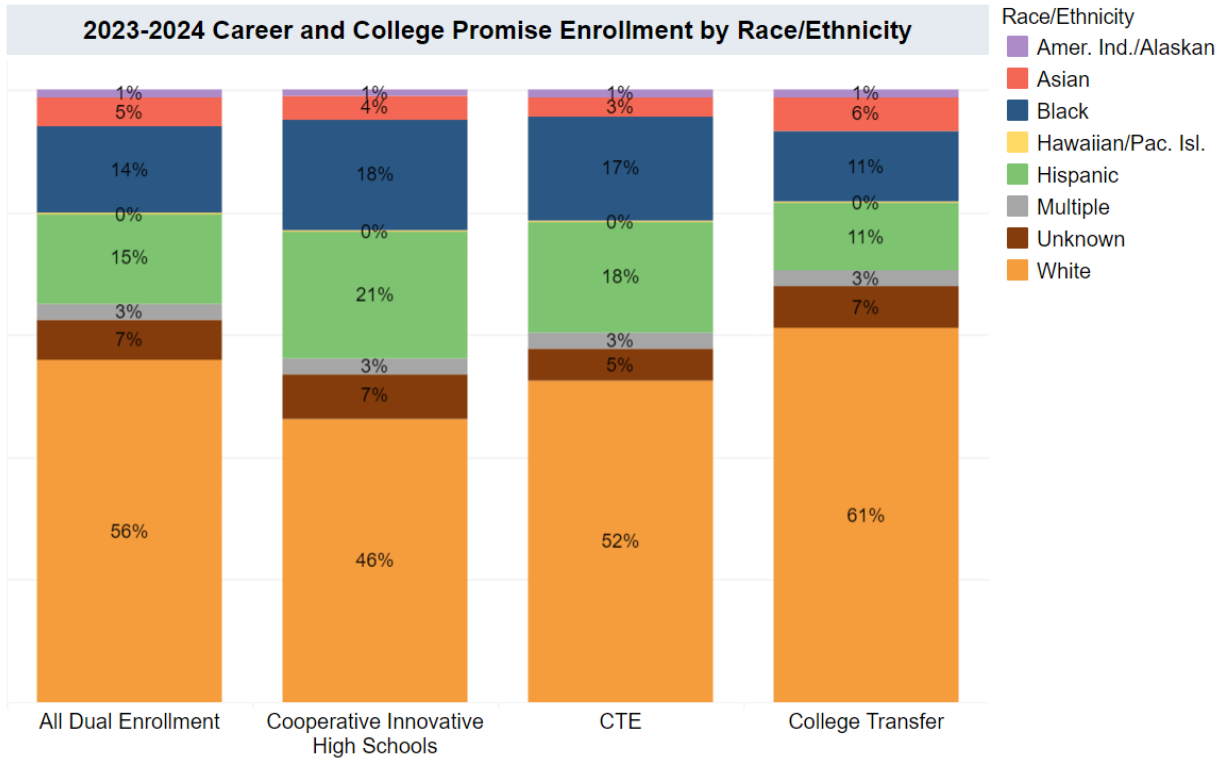
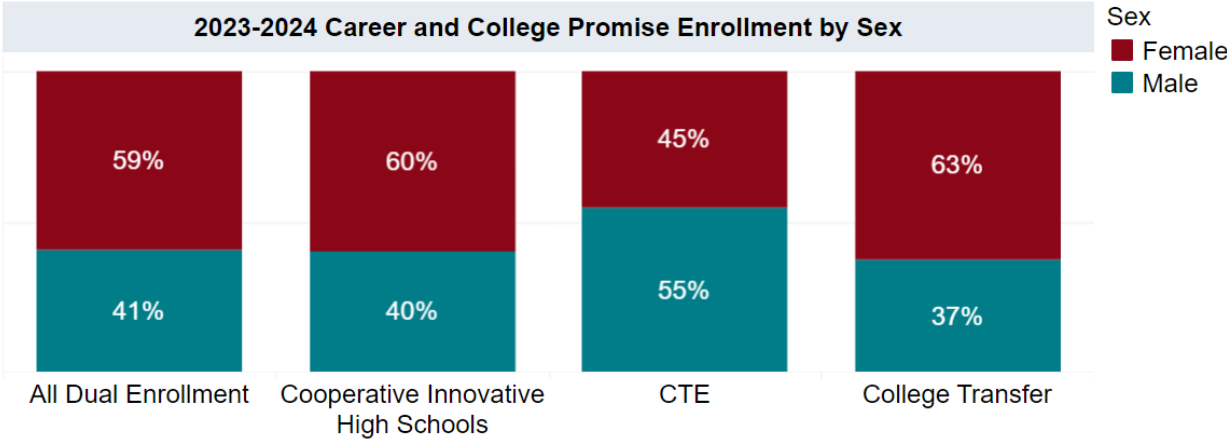
The study design. The impact study compared outcomes for students who participated in one of the three CCP pathways with students in a statistically weighted comparison group. The analysis used a propensity score weighting approach that ensured the pathway participants and the comparison students were similar on many background characteristics, such as demographics, socioeconomics, prior achievement, and (as appropriate) high school course taking. We created a separate comparison group for each pathway. The sample for the College Transfer and CTE Pathway included around 750,000 11th and 12th graders from 2012-13 through 2020-21. Students in the CTE pathway were compared to a weighted comparison group of observably similar students who did not participate in any CCP pathway. Students in the College Transfer pathway were compared to a weighted comparison group of similar students who did not participate in any CCP pathway. The sample for CIHS analysis included approximately 950,000 CIHS and comparison students and started with students who entered 9th grade in 2009-10, adding new cohorts through students who entered 9th grade in 2017-18. CIHS students were compared to similar students who were not enrolled in a CIHS; this could have included students who took CCP courses in the regular high school.

NORTH CAROLINA COMMUNITY COLLEGE SYSTEM (NCCCS) Career and College Promise (CCP)

Career and College Promise Enrollment and Demographics

During the 2023-2024 academic year, 85,982 high school students participated in Career and College Promise (CCP) through the NC Community College System. Of those, 22,636 (26%) participated in Cooperative Innovative High School Programs (Early College, Middle College, or Other Innovative High School), and 63,346 (74%) participated in Pathways programs (Career and Technical Education or College Transfer). Participants were primarily female (59%) and white (56%). Career and Technical Education had the highest percentage of male students (55%), and Cooperative Innovative High Schools had the highest percentage of non-white students (54%).



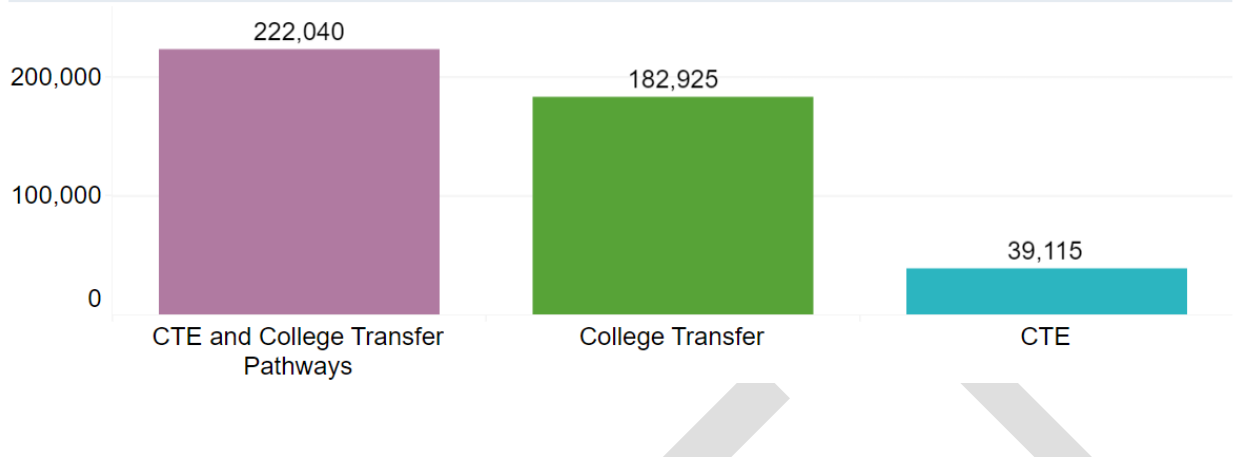


CTE and College Transfer Pathways

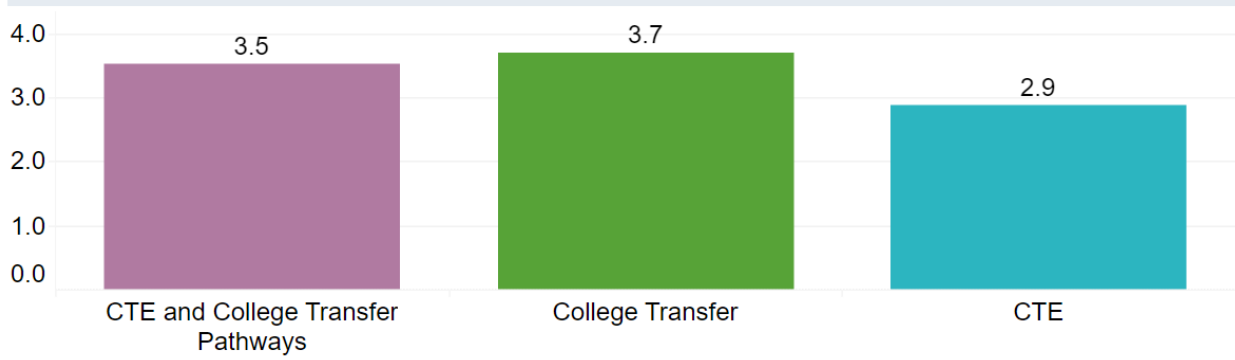
CTE and College Transfer Pathways Course Enrollment and Degree Completion

During the 2023-2024 academic year, CCP Pathways students enrolled in 222,040 credit-level college courses. Of those, 182,925 (82%) were taken by College Transfer students. On average, College Transfer students took 3.7 credit-level courses per year and CTE students took 2.9 credit-level courses per year.

2023-2024 CTE and College Transfer Pathways Credit-Level Course Enrollment by Pathway

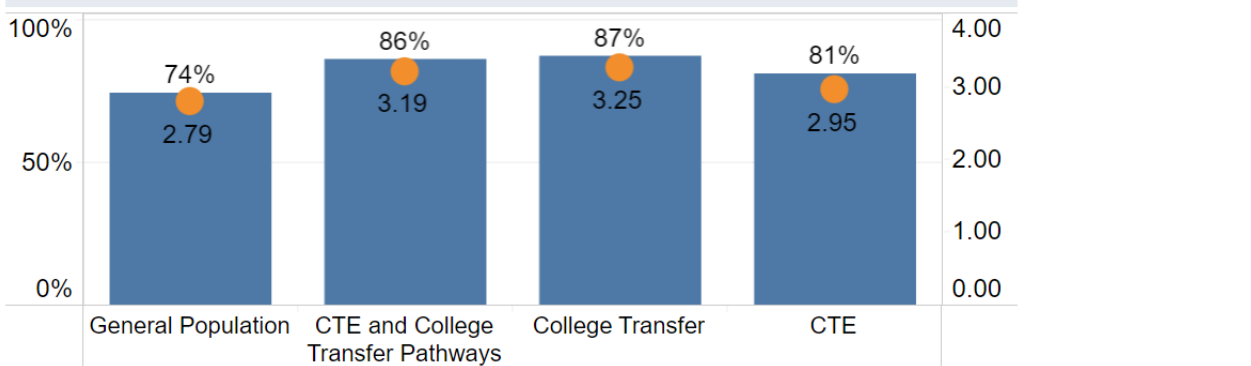


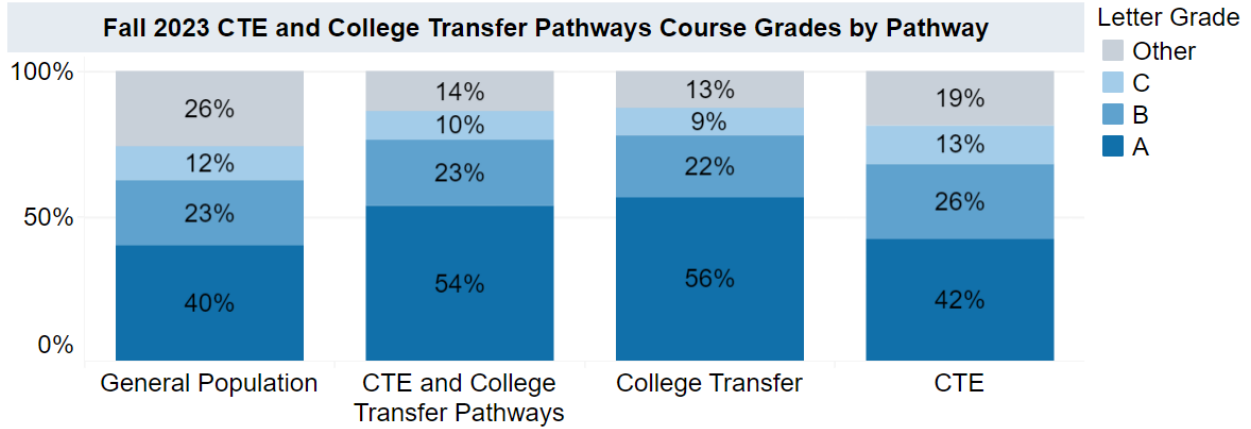
2023-2024 CTE and College Transfer Pathways Average Credit-Level Course Enrollment per Student by Pathway



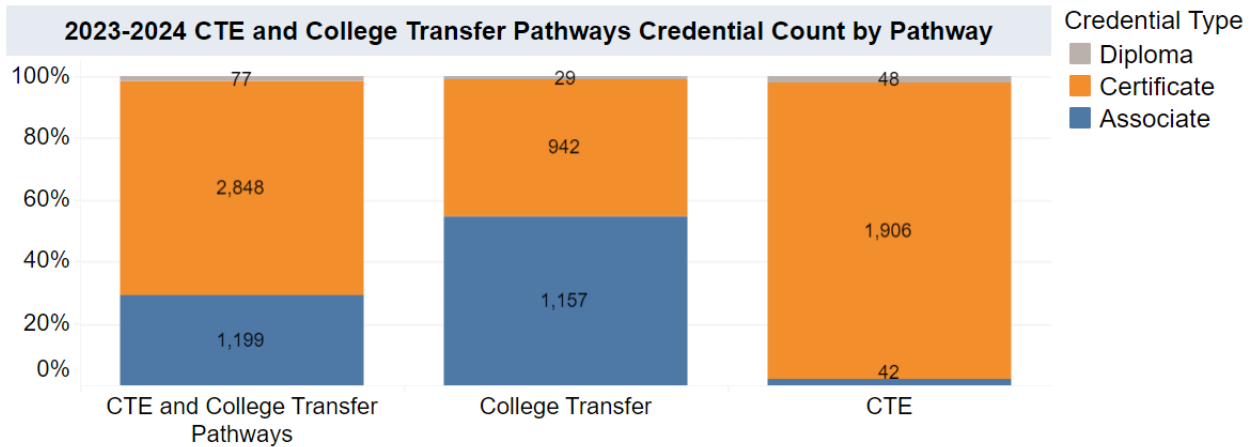
In Fall 2023, CCP Pathways students completed 86% of their credit-level courses with a C or better, compared to 74% of the general student population. The average Fall 2023 GPA for CCP Pathways students was 3.19.

Fall 2023 CTE and College Transfer Pathways Credit-Level Course Success Rates and Grade Average by Pathway





During the 2023-2024 academic year, CCP Pathways students earned a total of 4,124 credentials.



Post-Graduation Employment

The North Carolina Community College System, with the Department of Commerce, reviewed employment status and wage outcomes of Career and College Promise students who graduated high school in 2021. These students were not enrolled in any postsecondary institution in 2022-2023 and had a full-time or part-time employment record in Quarter 1 of 2023. This sample is limited to those students whose social security numbers matched with Department of Commerce records. Students with missing social security numbers or whose employment is not tracked by the NC Department of Commerce (e.g., self-employed, federal employees, or those employed out of state) were

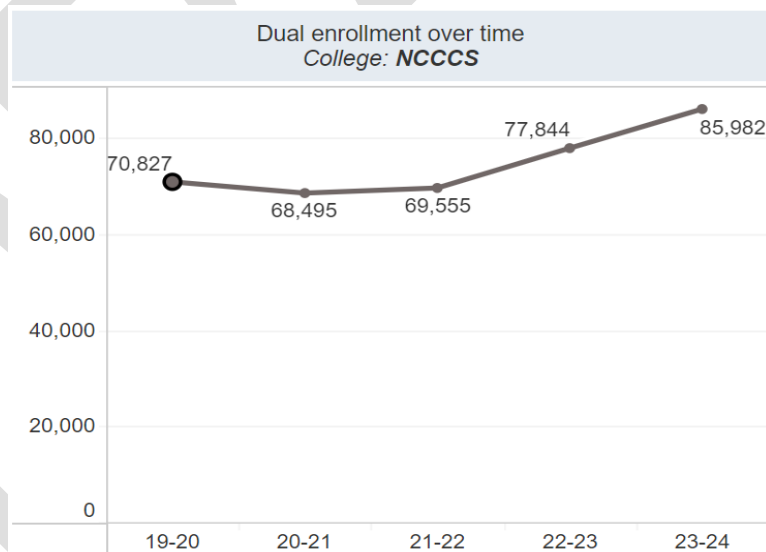
not included. Wage records for 2,073 Transfer and 1,498 CTE pathway 2021 high school graduates were found for the 1st quarter of 2023. The Quarter 1 median wage for transfer students was \$5,854 and the median wage for CTE students was \$6,605.

Workforce Continuing Education Pathway

Legislative action in 2017 provided tuition waivers for high school students to participate in Workforce Continuing Education (CE) courses through the CCP program. These courses allow students to pursue State and industry-recognized credentials for workforce entry. During the 2023-2024 academic year, 1,136 students were enrolled in the Workforce Continuing Education pathway, up from 899 in 2022-2023. In addition, the System Office approved applications from 30 colleges working in collaboration with 127 high schools across the state to offer 140 Workforce Continuing Education pathways to high school students.

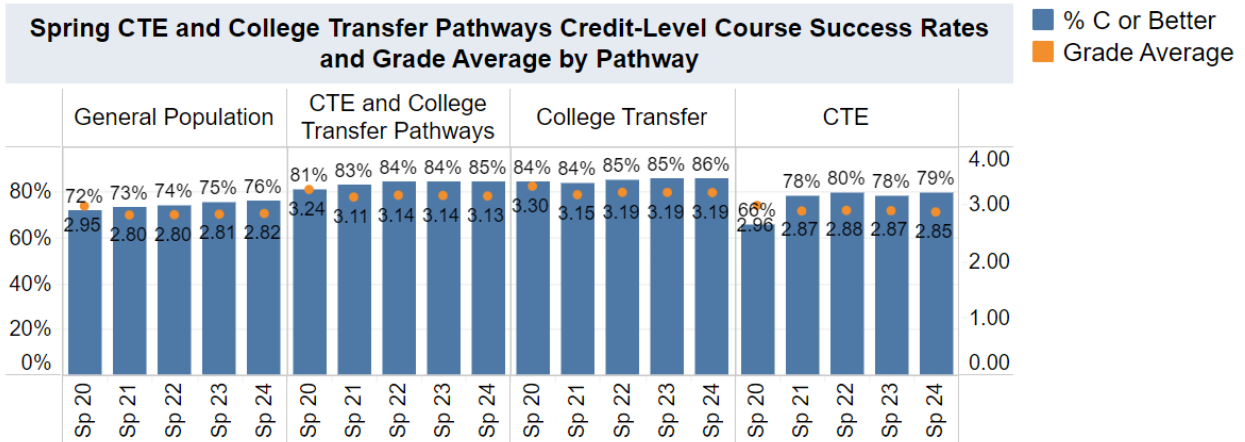
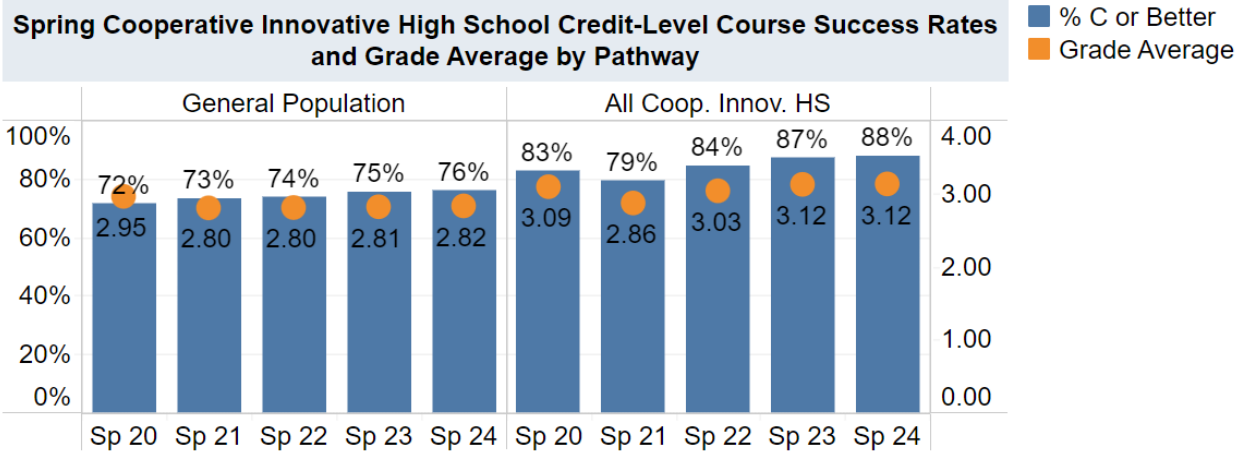
Overall Trends in Dual Enrollment Participation and Success

Dual Enrollment participation declined following the onset of the COVID-19 pandemic (2020-2021) but quickly rebounded and surpassed pre-pandemic levels of participation.



To assess the impacts of COVID-19 on student success, we compared course success rates and GPAs over time. Compared to Spring 2020, the average success rate and GPA declined in Spring 2021 but largely recovered in Spring 2022 for CIHS students. College Transfer students' course success rates have remained stable over time; however, the

average GPA decreased in Spring 2021 (relative to Spring 2020) and has not yet recovered. In comparison, CTE success rates were lower than those of the general population in Spring 2020 (but average GPA was highly comparable between the two groups). However, in Spring 2021 and beyond, GPA and success rates rose drastically and have now remained stable at around 78% success and 2.87 GPA, which is slightly higher than the general population average.



Career and College Promise Investment: Cost Analysis

This portion of the report responds to the requirements of the legislation enacted as rewritten in G.S. § 115D-5(x), which establishes that “In addition to the evaluation of cooperative innovative high schools by the State Board of Education pursuant to G.S. §115C-238.55, the State Board of Community Colleges, in conjunction with the State Board of Education and the Board of Governors of The University of North Carolina, shall evaluate the success of students participating in the Career and College Promise Program, including the College Transfer pathway and the Career and Technical Education pathway. Success shall be measured by high school retention rates, high school completion rates, high school dropout rates, certification and associate degree completion, admission to four-year institutions, post-graduation employment in career or study-related fields, and employer satisfaction of employees who participated in the programs. The evaluation shall also include an analysis of the cost of students participating in each of the programs within the Career and College Promise Program, including at least the following:

1. Total enrollment funding, the number of budgeted full-time equivalent students, number of students enrolled in courses through cooperative innovative high schools, the College Transfer pathway, and the Career and Technical Education pathway.
2. The cost and number of waivers of tuition and registration fees provided for students enrolled in courses through cooperative innovative high schools, the College Transfer pathway, and the Career and Technical Education pathway.
3. Any additional costs of a student attending courses on campus if a student is not attending public school in a local school administrative unit for the majority of the student’s instructional time.

The Boards shall jointly report by March 15 of each year to the Joint Legislative Education Oversight Committee, the Senate Appropriations Committee on Education/Higher Education, the House Appropriations Committee on Education, and the Fiscal Research Division of the General Assembly. The report shall be combined with the evaluation of cooperative innovative high schools required by G.S. §115C-238.55, and the Community Colleges System Office shall be responsible for submitting the combined report to the Committee.”

Career and College Promise Total Enrollment Funding

During the 2023-2024 academic year, 85,982 high school students participated in Career and College Promise (CCP) through the NC Community College System. 22,636 (26%) students participated in Cooperative Innovative High School (CIHS) Programs (Early College, Middle College, or Other Innovative High School), 13,643 students participated in Career and Technical Education pathways, and 49,703 students participated in College Transfer pathways as their primary pathway. A three-year analysis of costs of instructional full-time equivalent students (FTE) and waivers of tuition demonstrated that total enrollment funding for Career and College Promise programs has grown in proportion to the continued growth in enrollment in the programs.

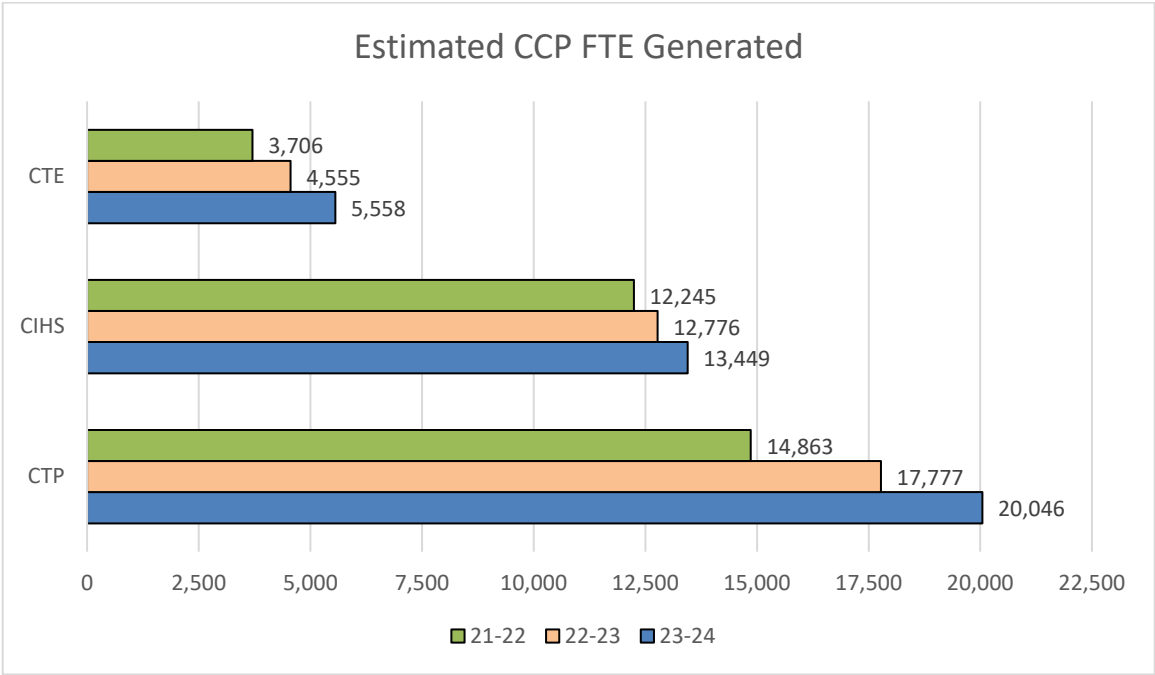
Estimated FTE & Waiver Investment			
	21-22	22-23	23-24
Total Curriculum	\$187,806,395	\$219,027,184	\$246,171,361
College Transfer Pathway (CTP)	\$89,659,735	\$109,675,222	\$124,829,946
Career and Technical Education (CTE)	\$23,811,066	\$29,993,244	\$36,884,307
Cooperative Innovative High School (CIHS)	\$74,335,594	\$79,358,718	\$84,457,109
Total Workforce CE	\$528,862	\$636,934	\$811,435

Estimated Curriculum Full-Time Equivalency (FTE)

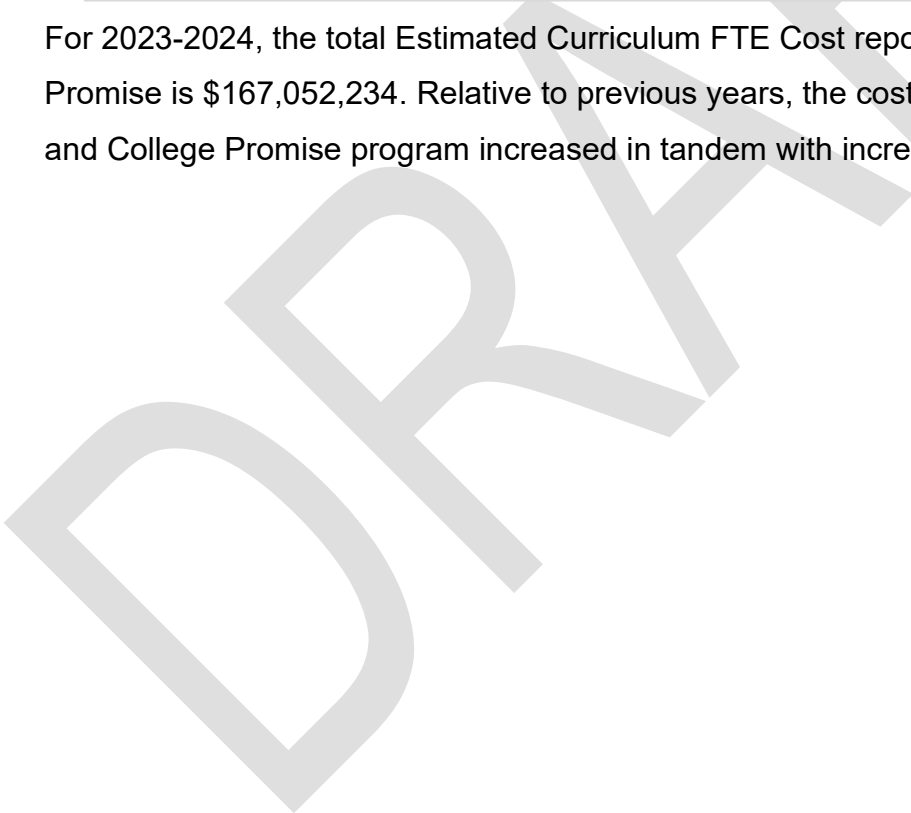
State Board of Community Colleges Code (SBCCC) defines “Budget Full-Time Equivalent” (BFTE) as the number of full-time equivalent students for which colleges are funded through State funding formulas. SBCC further defines “FTE student” as an amount of instruction that equates to 512 student hours in membership. Students participating in Career and College Promise are included in curriculum FTE.

In the most recent academic year, FTE for all three Career and College Promise pathways increased, with the largest jump in estimated curriculum FTE generated in the College Transfer Pathway. For 2023-2024, the total estimated curriculum FTE for Career and College Promise was 39,053. The Career and Technical Education (CTE) pathway showed a marked increase in estimated FTE growing from 4,555 estimated curriculum FTE in 2022-2023 to 5,558 estimated curriculum FTE in 2023-2024, a 22% increase.

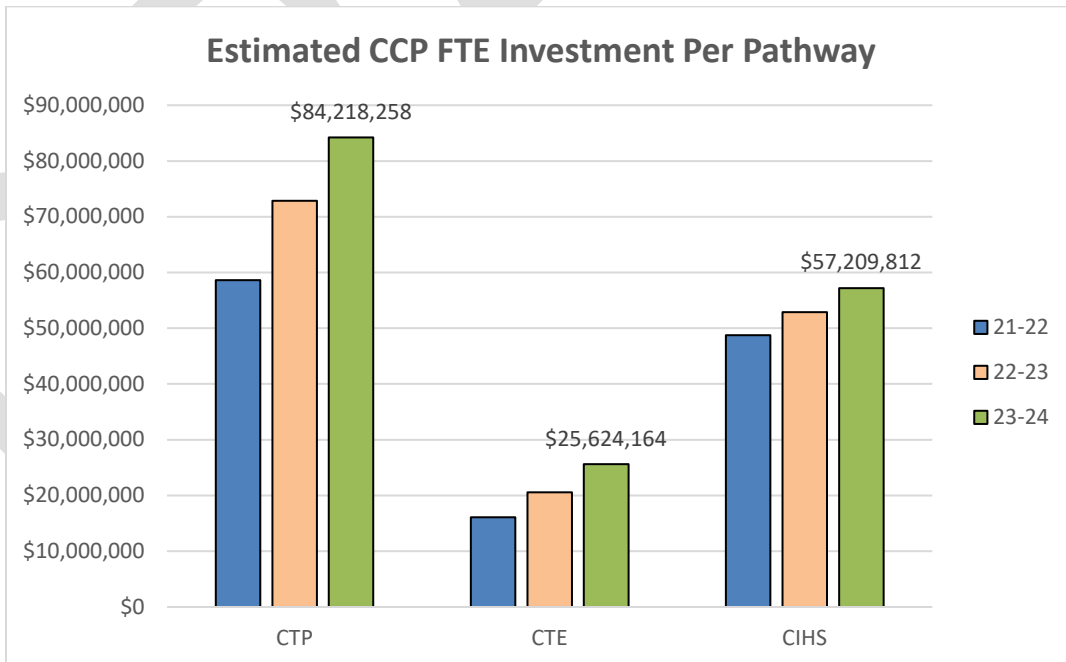
Estimated Curriculum FTE Generated				
		21-22	22-23	23-24
Total		30,814	35,109	39,053
Pathway		18,569	22,333	25,604
	<i>CTP</i>	14,863	17,777	20,046
	Tier 1A	315	398	444
	Tier 1B	4,194	4,859	5,428
	Tier 2	10,354	12,520	14,174
	<i>CTE</i>	3,706	4,555	5,558
	Tier 1A	1,655	2,045	2,438
	Tier 1B	470	577	653
	Tier 2	1,581	1,933	2,467
CIHS		12,245	12,776	13,449
	Tier 1A	638	687	745
	Tier 1B	3,523	3,606	3,920
	Tier 2	8,085	8,484	8,784



For 2023-2024, the total Estimated Curriculum FTE Cost reported for Career and College Promise is \$167,052,234. Relative to previous years, the cost associated with each Career and College Promise program increased in tandem with increases in enrollment.



Estimated Curriculum FTE Investment			
	21-22	22-23	23-24
Total	\$123,452,267	\$146,322,969	\$167,052,236
Pathway	\$74,690,672	\$93,421,485	\$109,842,423
CTP	\$58,619,289	\$72,861,838	\$84,218,258
Tier 1A	\$1,538,058	\$2,025,793	\$2,316,835
Tier 1B	\$18,138,780	\$21,858,675	\$25,041,157
Tier 2	\$38,942,452	\$48,977,370	\$56,860,266
CTE	\$16,071,382	\$20,559,647	\$25,624,165
Tier 1A	\$8,092,033	\$10,401,677	\$12,715,864
Tier 1B	\$2,033,561	\$2,595,070	\$3,012,413
Tier 2	\$5,945,788	\$7,562,900	\$9,895,888
CIHS	\$48,761,595	\$52,901,484	\$57,209,813
Tier 1A	\$3,118,445	\$3,493,130	\$3,887,413
Tier 1B	\$15,237,110	\$16,220,348	\$18,084,856
Tier 2	\$30,406,040	\$33,188,006	\$35,237,544



Career and College Promise Number and Cost of Tuition Waivers

As members of an authorized group as defined in G.S. § 115D-20(4), eligible North Carolina high school students participating in Career and College Promise are granted access to course waivers that apply to tuition and registration fees as authorized by G.S. § 115D-5(b)(12).

Colleges are authorized to provide courses in approved Career and College Promise Pathways. Additionally, colleges are responsible for ensuring that students are appropriately enrolled in Career and College Promise pathways consistent with the State Board of Community Colleges (SBCC) Career and College Promise Operating Procedures. A three-year analysis of the number and cost of waivers provided for Career and College Promise participants is provided.

Estimated Investment of Waivers			
	21-22	22-23	23-24
Total Curriculum	\$64,354,129	\$72,704,216	\$79,119,127
College Transfer Pathway (CTP)	\$31,040,446	\$36,813,385	\$40,611,688
Career and Technical Education (CTE)	\$7,739,684	\$9,433,597	\$11,260,143
Cooperative Innovative High School (CIHS)	\$25,573,999	\$26,457,234	\$27,247,296
Total Workforce CE	\$181,221	\$211,425	\$260,794

Note: this is the total investment of tuition waivers.

Estimated Number of Course Waivers			
	21-22	22-23	23-24
Total Curriculum	290,485	327,486	356,030
College Transfer Pathway (CTP)	140,112	165,821	182,749
Career and Technical Education (CTE)	34,936	42,492	50,670
Cooperative Innovative High School (CIHS)	115,437	119,173	122,611
Total Workforce CE	1,186	1,289	1,597


2023-2024 Costs for Career and College Promise Participants

Methods

The purpose of this report is to provide an estimate of out-of-pocket expenses that students incur when they attend Career and College Promise courses. To estimate these costs, a survey was developed and sent to all community colleges in Fall 2022. Respondents were typically college administrators who work closely with CCP students. The survey captured the estimated cost per student for transportation, instructional supplies, and associated fees. The same survey was administered in Fall 2024 to capture estimated AY 2023-2024 expenses. With all 58 colleges reporting, the information was compiled then disaggregated by pathway: College Transfer, Career and Technical Education, and Cooperative Innovative High Schools. Compared to the previous year, the results estimate a slight increase in out-of-pocket costs of the Career and Technical Education pathway. As with the previous survey, it is estimated that the Cooperative Innovative High School pathway option requires the least additional funding, however, enrollment opportunities in this pathway are the most limited.

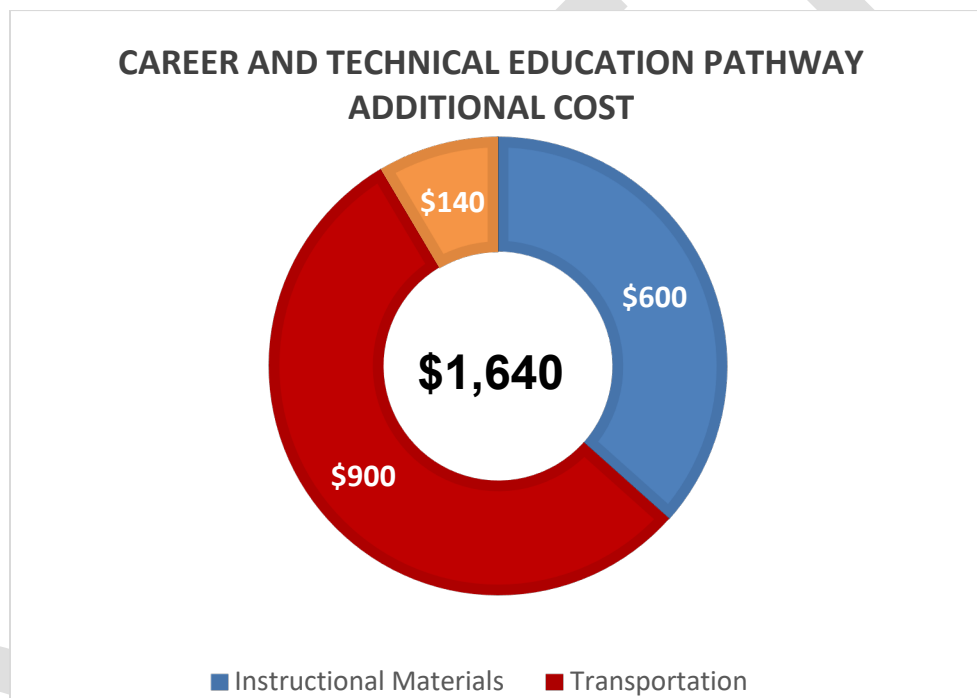
College Transfer Pathway (CTP)

On average, college administrators estimated that additional costs for each CTP student were \$1,370; a 1% increase over AY 2022-2023. The estimated instructional supply cost, including items such as textbooks, text access codes, writing utensils, notebooks, and equipment rental fees, was \$450. The average annual transportation cost, including fuel, bus passes, parking passes, and fees, was estimated at \$820. Other associated costs, which could include fees for courses or labs charged separate from tuition, were estimated at \$100.



Career and Technical Education Pathway (CTE)

On average, respondents estimated that additional annual costs per CTE student were \$1,640, a 12% increase since AY 2022-2023. This includes an estimated \$600 in instructional materials (e.g., textbooks, textbooks, access codes, tool kits, notebooks, background checks, equipment rental fees, and software), an estimated \$900 in transportation costs (e.g., fuel, bus passes, parking passes, and parking fees), and an estimated \$140 in other associated costs (e.g., enrollment, lab fees, licensure exams, or student activities fee).

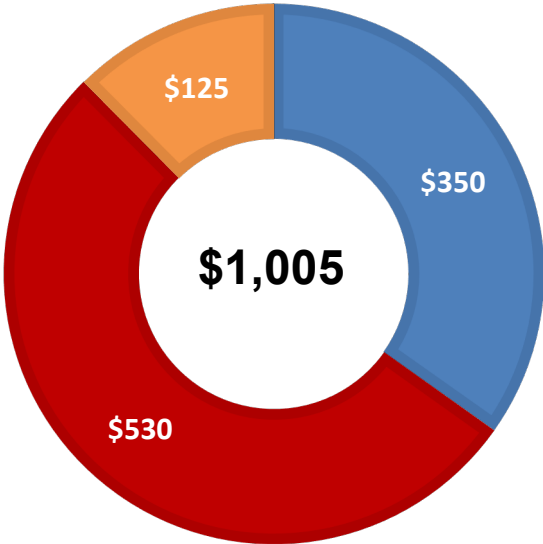


Cooperative Innovative High School (CIHS)

A small portion of students attending a CIHS may have incurred additional costs. Specifically, 5 of the schools reported limited transportation options, 7 reported some instructional supply costs to students, and 8 reported some form of additional fees. Therefore, the vast majority of students likely experienced no additional costs to participate in CIHS.

On average, when costs were incurred, respondents estimated that students spent around \$350 on instructional materials and supplies, \$530 in transportation costs, and \$125 in other costs (e.g., fees). Students that incurred costs in all three categories were estimated to spend an average of \$1005 per academic year, a 2% decrease since last reported in AY 2022-2023.

COOPERATIVE INNOVATIVE HIGH SCHOOLS ADDITIONAL COST



■ Instructional Materials ■ Transportation ■ Other

DRAFT

UNC SYSTEM

NC Public High Schools

Institutions within the University of North Carolina (UNC) system admitted **102,319*** students from NC Public High Schools, including Charters, for Fall 2024 based on preliminary results.

UNC system admissions of NC Public High School students increased by 6,367 (9%) students admitted from Fall 2023. Refer to Table 6 for admissions of Cooperative Innovative High School students.

Table 3: NC Public High School student admissions to UNC System schools, Fall 2024

UNC Institution	Number of NC public high school students admitted to UNC Institutions, Fall 2024** (As of 11/12/2024***)
Appalachian State University	12,217
East Carolina University	14,163
Elizabeth City State University	1,481
Fayetteville State University	2,659
North Carolina A&T State University	5,459
North Carolina Central University	5,073
North Carolina State University	8,218
University of North Carolina – Asheville	4,027
University of North Carolina – Chapel Hill	4,364
University of North Carolina – Charlotte	11,988
University of North Carolina – Greensboro	7,365
University of North Carolina – Pembroke	3,744
University of North Carolina – Wilmington	8,059
University of North Carolina – School of the Arts	81
Western Carolina University	9,548
Winston-Salem State University	3,873
UNC Total	102,319

*Note: Students may apply and be admitted to multiple UNC Institutions.

**Cooperative Innovative High School students are excluded from this table.

***Neither IPEDS Admissions nor the Freshmen Admissions and Performance dashboard have yet been finalized for the current year, this data should be considered preliminary. Refer to the UNC System [Stats, Data, & Reports](#) page for official results.

NORTH CAROLINA DEPARTMENT OF PUBLIC INSTRUCTION (NCDPI) Cooperative Innovative High School (CIHS) Programs

In response to N.C.G.S. §115C-238.50, the North Carolina Department of Public Instruction (NCDPI) initially established Cooperative Innovative High Schools (CIHS) in 2004 with the NC Community Colleges System (NCCCS) and the University of North Carolina General Administration (UNCGA). G.S. §115C-238.50 authorizes “local boards of education to jointly establish with one or more boards of trustees cooperative innovative programs in high schools and colleges or universities that will expand students' opportunities for educational success through high quality instructional programming. These cooperative innovative high school programs shall target any of the following groups: (1) High school students who are at risk of dropping out of school before attaining a high school diploma. (1a) High school students with parents who did not continue education beyond high school. (2) High school students who would benefit from accelerated academic instruction.”

In the twenty-two years since the General Assembly authorized the establishment of Cooperative Innovative High School Programs, students, including many at-risk of dropping out and historically underserved, continue to see increased academic outcomes that surpass those of students across the state. CIHS programs continue to open in North Carolina school districts, though with fewer CIHS opening in North Carolina in recent years. As these CIHS programs grow and expand enrollment, an increasing number of students are benefitting from new opportunities, leading to stronger outcomes, with higher rates of academic achievement, graduation and postsecondary enrollment and completion.

CIHS programs include a variety of models focused on transfer degrees and/or career and technical education programs. Programs define themselves in a variety of ways, such as early colleges, middle colleges, STEM schools and career academies.

North Carolina has made significant progress in opening and sustaining innovative secondary schools that share the critical goal of graduating every student for success in college, careers and life. **For 2023-2024, CIHS programs extended across 84 of the state's 115 school districts, with 134 individual schools operating for the 2023-2024 school year.**

Cooperative Innovative High School Applications

Two LEAs with their IHE partners submitted applications in October 2023 to open new CIHS. The Joint Advisory Committee (JAC) recommended that both CIHS applications be approved with additional funding. The appropriate State Boards then approved these schools to move forward to the NC General Assembly (NCGA). In December 2024, the NCGA ratified [SL 2024-57](#) (Senate Bill 382), which includes approval for these CIHS to open in Fall 2025.

- Dare County Schools and the College of the Albemarle have been approved to open the Dare Early College High School in Fall 2025. This will be the first CIHS in Dare County.
- Rockingham County Schools and Rockingham Community College have been approved to open the Rockingham County CTE Innovation High School, and plan to open in Fall 2025. This will be the second CIHS in Rockingham County and the first with a CTE focus.

[NC Session Law 2020-64](#) established that the State Board of Education may only conditionally approve up to three applications for CIHS that request additional funds to open in a school year. This is important to note because it made the process potentially more competitive to open a new CIHS.

Seven LEAs with their IHE partners submitted applications in October 2024 to open new CIHS, or to redesign and/or request additional funding for existing CIHS. The JAC determined which of these applications to recommend for conditional approval based on CIHS legislation, which establishes the CIHS target populations, and in alignment with NC Session Law 2020-64. The JAC recommends for approval 2024 CIHS applications from Martin County Schools, Moore County Schools, and Charlotte-Mecklenburg Schools. Each of these applications demonstrate a commitment to serving all three CIHS target populations and are very comprehensive programs.

- Martin County Schools and Martin Community College propose to open Martin Innovative Early College High School.
- Moore County Schools and Sandhills Community College propose to open Moore

County Cooperative Innovative High School.

- Charlotte-Mecklenburg Schools and Carolinas College of Health Sciences propose to open Hawthorne Academy of Health Sciences.

Other 2024 CIHS applications did not indicate intention to serve all CIHS target populations, did not expand programming beyond current implementation of existing CIHS, or were not complete upon submission.

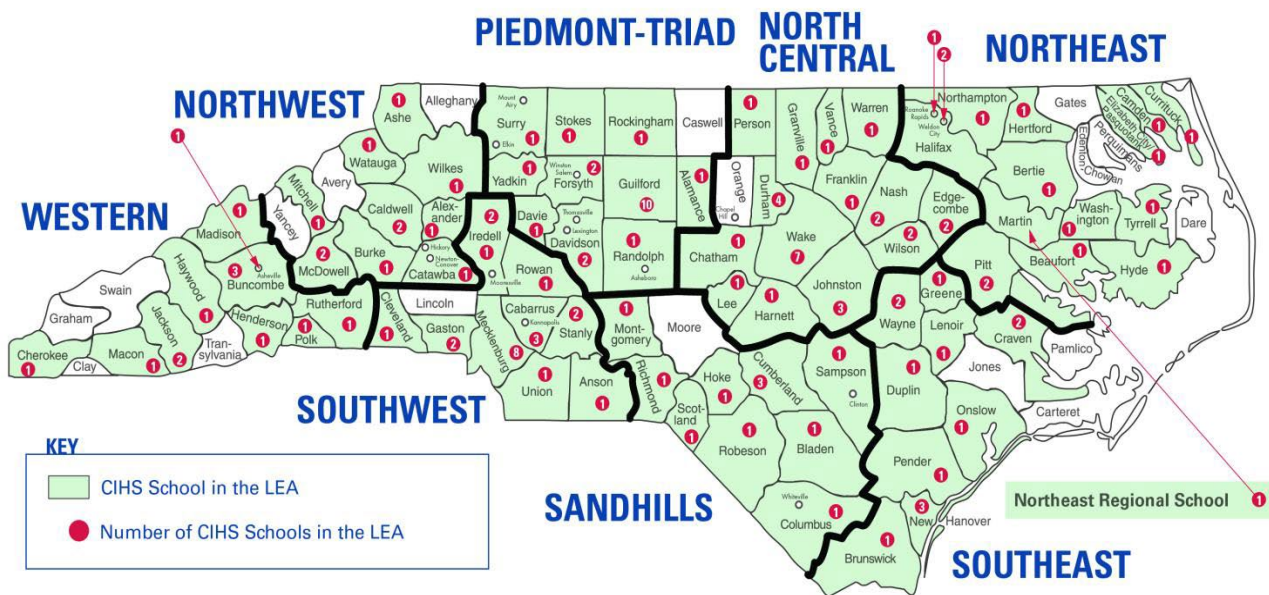
In addition, Wake County Public Schools and Shaw University submitted an application to change the IHE partner of the Wake Young Men's leadership Academy and the Wake Young Women's Leadership Academies to Shaw University, moving from partnerships with Saint Augustine's University in light of their accreditation and financial challenges. The Wake County Public School application is aligned to [NC Session Law 2024-31](#), which requires the State Board of Education to approve the substitution of a new IHE partner for these schools.

CIHS programs are supported by a partnership between NCDPI, NCCCS, the UNCS, and the NCICU. The Joint Advisory Committee, per legislation, comprises staff from each agency, who meet regularly and collaborate to support CIHS throughout the year and to provide oversight and guidance to the program, including technical support, resource development, policy implementation and data collection and analysis. The JAC also provides application development support, leads the application review of new CIHS applications, and provides recommendations to agency governing boards on the approval of CIHS applications.

Figure 1: NC Cooperative Innovative High Schools, September 2024

NC Cooperative Innovative High Schools

AS OF SEPTEMBER 2024



Partner agencies also lend specialized support for CIHS programs based on the needs of the schools. As the lead agency, NCDPI works closely with the CIHS to support implementation. NCDPI hosts regular webinars for principals, and site visits with technical assistance to each new CIHS. NCDPI and the JAC also develop various resources to support development and implementation of the CIHS, shared via the NCDPI [CIHS website](#). The [CIHS Design and Implementation Guide](#) includes CIHS Promising Practices from CIHS across North Carolina.

Together, these schools are transforming teaching and learning for their students, while also helping to prompt the growth of innovative practices in many other districts and schools. A growing number of districts are now embracing similar innovations for all their schools, as more CIHS demonstrate sustained success.

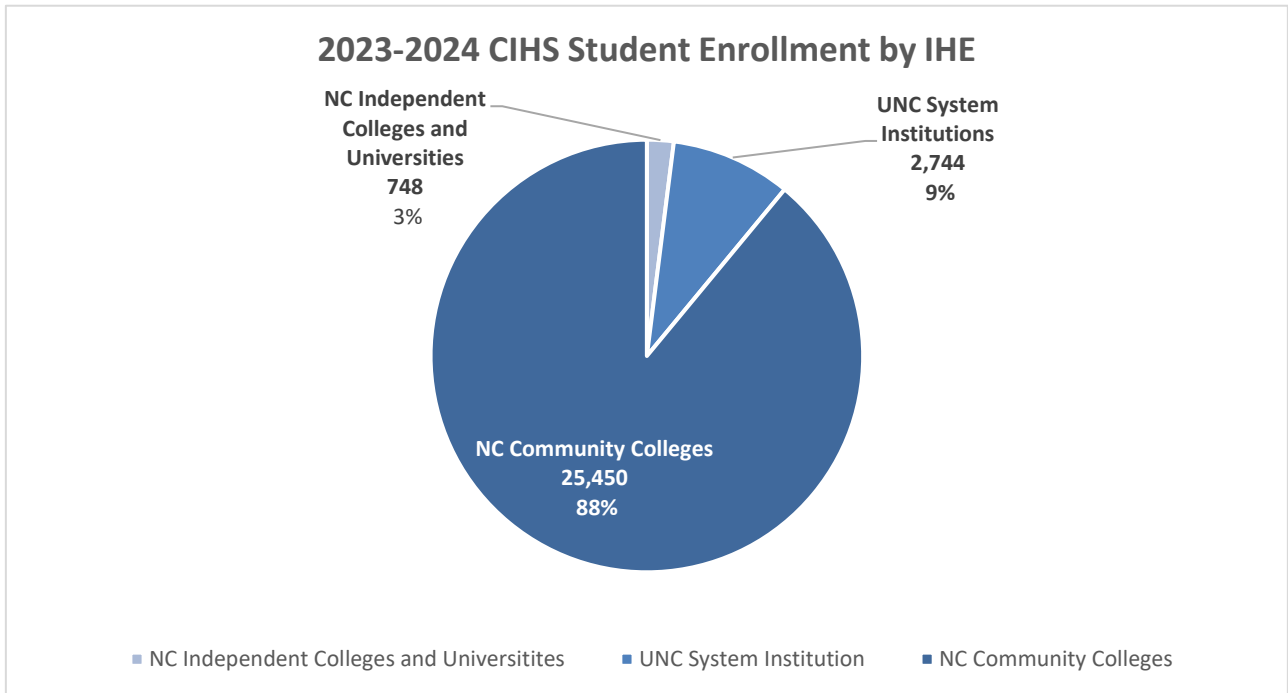
The state's most recent data from NCDPI, the NCCCS, UNCS, and NCICU continue to show gains in areas of high school retention rates, high school completion rates,

certification and associate degree completion, admission to four-year institutions, and a reduction in drop-out rates.

Cooperative Innovative High Schools Data Highlights:

- Enrollment in CIHS in 2023-2024 was **28,942** students; this is an increase of 580 students from the previous school year. In total, **6,274** students graduated from Cooperative Innovative High Schools in 2023-2024, an increase of 64 students from the previous year.
- High school retention and completion rates for CIHS were **above** the state averages, with the average CIHS rates above 95%.
- The average high school drop-out rate of CIHS programs was **below** the state average.
- CIHS students at community colleges received better grades, on average, than the general population of students, with **88%** averaging a passing grade of a C or better. This is 14% higher than the general population. (NCCCS)
- **1,918** individual students earned **5,288** industry-recognized credentials through high school CTE courses, based on NCDPI data.
- CIHS students also earned a total of **1,271** diploma and certificate credentials, based on NCCCS data. This represents a total of **3,189** individual credentials earned from both agencies, an increase of 399 credentials from the previous school year.
- **3,498** CIHS students graduated with an associate degree. This is an **increase** of 97 students from the previous school year. (NCCCS)
- **12,694** applications from CIHS students were accepted by UNC System four-year institutions, based on UNC System data. This is an increase of 1,139 applications from the previous school year.
- **3,093** applications from CIHS students were accepted by North Carolina Independent Colleges and Universities, based on available NCICU data. This is an increase of 1,022 applications from the previous school year.

Figure 2: 2023-2024 Cooperative Innovative High School student enrollment by Institution of Higher Education (IHE)



Following the complete data captured below in response to legislative requirements, this report includes success stories from across North Carolina's network of CIHS. These stories of student and of school transformations richly illustrate the powerful impact CIHS programs are having in our communities. These stories also abundantly show how CIHS are improving outcomes of the CIHS target populations: first-generation college goers, students at risk of dropping out, and students who benefit from accelerated academic instruction. Several CIHS programs are expanding pathways for students to include more career-ready opportunities, often leading to good jobs in their local communities upon graduation. This continued success is a result of hard work by NC's CIHS teachers, principals, counselors, college liaisons, and districts.

With investment of state funds, support from the local and state-level policy makers, sustained efforts of professional development and technical assistance from NCDPI, NCCCS, the UNC System, and NCICU, SBE/NCDPI expect continued progress to increase access and successful participation in Cooperative Innovative High Schools across North Carolina to further meet the intent of the legislation.

Table 4: List of Approved and Operating Cooperative Innovative High Schools by School District and Institution of Higher Education (IHE) partner, Fall 2024

Note: Dare County Early College and the Rockingham CTE Innovation High school were approved by NCGA in December 2024 and will open in Fall 2025.

#	PSU Name	School Name	IHE Name
1	Alamance-Burlington Schools	Alamance-Burlington Early College High School	Alamance Community College
2	Alexander County Schools	Alexander Early College High School	Catawba Valley Community College
3	Anson County Schools	Anson County Early College High School	South Piedmont Community College
4	Ashe County Schools	Ashe County Early College High School	Wilkes Community College
5	Asheville City Schools	School of Inquiry and Life Sciences at Asheville	A-B Tech Community College
6	Beaufort County Schools	Beaufort County Early College High School	Beaufort County Community College
7	Bertie County Schools	Bertie County Early College High School	Martin Community College
8	Bladen County Schools	Bladen County Early College High School	Bladen Community College
9	Brunswick County Schools	Brunswick County Early College High School	Brunswick Community College
10	Buncombe County Schools	Buncombe County Early College High School	A-B Tech Community College
11	Buncombe County Schools	Buncombe County Middle College High School	A-B Tech Community College
12	Buncombe County Schools	Martin L. Nesbitt Jr. Discovery Academy	A-B Tech Community College
13	Burke County Schools	Burke Middle College High School	Western Piedmont Community College
14	Cabarrus County Schools	Cabarrus Early College of Technology	Rowan-Cabarrus Community College
15	Cabarrus County Schools	Cabarrus-Kannapolis Early College High School	Rowan-Cabarrus Community College

#	PSU Name	School Name	IHE Name
16	Cabarrus County Schools	Cabarrus Health Sciences Institute	Cabarrus College of Health Sciences
17	Caldwell County Schools	Caldwell Applied Sciences Academy	Caldwell Community College and Technical Institute
18	Caldwell County Schools	Caldwell Early College High School	Caldwell Community College and Technical Institute
19	Camden County Schools	Camden Early College High School	College of The Albemarle
20	Catawba County Schools	Challenger Early College High School	Catawba Valley Community College
21	Charlotte-Mecklenburg Schools	Cato Middle College High School	Central Piedmont Community College
22	Charlotte-Mecklenburg Schools	Charlotte Engineering Early College High School	UNC Charlotte
23	Charlotte-Mecklenburg Schools	Charlotte Teacher Early College High School	UNC Charlotte
24	Charlotte-Mecklenburg Schools	Harper Middle College High School	Central Piedmont Community College
25	Charlotte-Mecklenburg Schools	Hawthorne Academy of Health Sciences	Central Piedmont Community College
26	Charlotte-Mecklenburg Schools	Levine Middle College High School	Central Piedmont Community College
27	Charlotte-Mecklenburg Schools	Merancas Middle College High School at CPCC	Central Piedmont Community College
28	Charlotte-Mecklenburg Schools	Central Piedmont Early College (formerly Performance Learning Center)	Central Piedmont Community College
29	Chatham County Schools	Chatham County School of Science and Engineering	Central Carolina Community College
30	Cherokee County Schools	Tri-County Early College High School	Tri-County Community College
31	Cleveland County Schools	Cleveland Early College High School	Cleveland Community College
32	Columbus County Schools	Columbus Career and College Academy	Southeastern Community College
33	Craven County Schools	Craven Early College High School	Craven Community College
34	Craven County Schools	Early College EAST High School	Craven Community College

#	PSU Name	School Name	IHE Name
35	Cumberland County Schools	Cross Creek Early College High School	Fayetteville State University
36	Cumberland County Schools	Cumberland International Early College High School	Fayetteville State University
37	Cumberland County Schools	Cumberland Polytechnic High School	Fayetteville Tech Community College
38	Currituck County Schools	J.P. Knapp Early College High School	College of The Albemarle
39	Davidson County Schools	Davidson Early College High School	Davidson-Davie Community College
40	Davidson County Schools	Yadkin Valley Regional Career Academy	Davidson-Davie Community College
41	Davie County Schools	Davie County Early College High School	Davidson-Davie Community College
42	Duplin County Schools	Duplin Early College High School	James Sprunt Community College
43	Durham Public Schools	City of Medicine Academy	Durham Tech Community College
44	Durham Public Schools	Durham School of Technology	Durham Tech Community College
45	Durham Public Schools	Josephine Dobbs Clement Early College High School	North Carolina Central University
46	Durham Public Schools	Middle College High School at DTCC	Durham Tech Community College
47	Edgecombe County Public Schools	Edgecombe Early College High School	Edgecombe Community College
48	Edgecombe County Public Schools	EDGE Academy of Health Sciences	Edgecombe Community College
49	Elizabeth City-Pasquotank Public Schools	Elizabeth City Pasquotank Early College High School	College of The Albemarle
50	Franklin County Schools	Franklin County Early College High School	Vance-Granville Community College
51	Gaston County Schools	Gaston Early College High School	Gaston College
52	Gaston County Schools	Gaston Early College of Medical Sciences	Gaston College

#	PSU Name	School Name	IHE Name
53	Granville County Schools	Granville Early College High School	Vance-Granville Community College
54	Greene County Schools	Greene Early College High School	Lenoir Community College
55	Guilford County Schools	Early College at Guilford College	Guilford College
56	Guilford County Schools	Early/Middle College at GTCC – Greensboro	Guilford Tech Community College
57	Guilford County Schools	Early/Middle College at GTCC - High Point	Guilford Tech Community College
58	Guilford County Schools	Early/Middle College at GTCC – Jamestown	Guilford Tech Community College
59	Guilford County Schools	A&T Four Middle College (formerly Early/Middle College at NC A&T)	North Carolina A&T State University
60	Guilford County Schools	Greensboro College Middle College	Greensboro College
61	Guilford County Schools	Middle College at UNCG	UNC Greensboro
62	Guilford County Schools	STEM Early College at NC A&T	North Carolina A&T State University
63	Guilford County Schools	The Academy at Ben L. Smith High School	Guilford Tech Community College
64	Guilford County Schools	The Kearns Academy at Central	Guilford Tech Community College
65	Halifax County Schools	Halifax County Early College High School	Halifax Community College
66	Harnett County Schools	Harnett County Early College High School	Central Carolina Community College
67	Haywood County Schools	Haywood Early College High School	Haywood Community College
68	Henderson County Schools	Henderson County Early College High School	Blue Ridge Community College
69	Hertford County Schools	Hertford County Early College High School	Roanoke-Chowan Community College
70	Hoke County Schools	SandHoke Early College High School	Sandhills Community College
71	Hyde County Schools	Hyde Academy	Beaufort County Community College

#	PSU Name	School Name	IHE Name
72	Iredell-Statesville Schools	Agriculture and Science Early College High School	Mitchell Community College
73	Iredell-Statesville Schools	Collaborative College for Technology and Leadership	Mitchell Community College
74	Iredell-Statesville Schools	Crossroads Arts and Sciences Early College High School	Mitchell Community College
75	Jackson County Public Schools	Blue Ridge Early College High School	Southwestern Community College
76	Jackson County Public Schools	Jackson County Early College High School	Southwestern Community College
77	Johnston County Public Schools	Johnston County Early College Academy	Johnston Community College
78	Johnston County Public Schools	Johnston County Schools Career Technical Leadership Academy	Johnston Community College
79	Lee County Schools	Lee County Early College High School	Central Carolina Community College
80	Lenoir County Public Schools	Lenoir County Early College High School	Lenoir Community College
81	Macon County Schools	Macon County Early College High School	Southwestern Community College
82	Madison County Schools	Madison Early College High School	A-B Tech Community College
83	McDowell County Schools	McDowell Academy for Innovation	McDowell Tech Community College
84	McDowell County Schools	McDowell Early College High School	McDowell Tech Community College
85	Mitchell County Schools	Mayland Early College High School	Mayland Community College
86	Montgomery County Schools	Montgomery County Early College High School	Montgomery Community College
87	Nash County Public Schools	Center for Industry, Technology and Innovation High School	Nash Community College
88	Nash County Public Schools	Nash-Rocky Mount Early College High School	Nash Community College
89	New Hanover County Schools	Isaac M. Bear Early College High School	UNC Wilmington

#	PSU Name	School Name	IHE Name
90	New Hanover County Schools	Southeast Area Technical High School	Cape Fear Community College
91	New Hanover County Schools	Wilmington Early College High School	Cape Fear Community College
92	Northampton County Schools	Northampton County Early College High School	Halifax Community College
93	Northeast Regional School - Biotech/Agri	Northeast Regional School of Biotechnology and Agriscience (NERSBA)	Martin Community College
94	Onslow County Schools	Onslow Early College High School	Coastal Carolina Community College
95	Pender County Schools	Pender Early College High School	Cape Fear Community College
96	Person County Schools	Person Early College for Innovation and Leadership	Piedmont Community College
97	Pitt County Schools	Innovation Early College High School	East Carolina University
98	Pitt County Schools	Pitt County Early College High School	Pitt Community College
99	Polk County Schools	Polk County Early College High School	Isothermal Community College
100	Public Schools of Robeson County	Public Schools of Robeson County Early College High School	Robeson Community College
101	Randolph County School System	Randolph Early College High School	Randolph Community College
102	Richmond County Schools	Richmond County Early College High School	Richmond Community College
103	Roanoke Rapids City Schools	Roanoke Rapids Early College High School	Halifax Community College
104	Rockingham County Schools	Rockingham County Early College High School	Rockingham Community College
105	Rowan-Salisbury Schools	Rowan County Early College High School	Rowan-Cabarrus Community College
106	Rutherford County Schools	Rutherford Early College High School	Isothermal Community College
107	Sampson County Schools	Sampson Early College High School	Sampson Community College

#	PSU Name	School Name	IHE Name
108	Scotland County Schools	Scotland Early College High School	Richmond Community College
109	Stanly County Schools	Stanly Early College High School	Stanly Community College
110	Stanly County Schools	Stanly STEM Early College High School	Stanly Community College
111	Stokes County Schools	Stokes County Early College High School	Forsyth Tech Community College
112	Surry County Schools	Surry Early College High School of Design	Surry Community College
113	Tyrrell County Schools	Columbia Early College High School	Beaufort County Community College
114	Union County Public Schools	Union County Early College High School	South Piedmont Community College
115	Vance County Schools	Vance County Early College High School	Vance-Granville Community College
116	Wake County Schools	North Wake College and Career Academy	Wake Tech Community College
117	Wake County Schools	Vernon Malone College and Career Academy	Wake Tech Community College
118	Wake County Schools	Wake Early College of Health and Science	Wake Tech Community College
119	Wake County Schools	Wake Early College of Information and Biotechnologies	Wake Tech Community College
120	Wake County Schools	Wake STEM Early College High School	North Carolina State University
121	Wake County Schools	Wake Young Men's Leadership Academy	Saint Augustine's University
122	Wake County Schools	Wake Young Women's Leadership Academy	Saint Augustine's University
123	Warren County Schools	Warren Early College High School	Vance-Granville Community College
124	Washington County Schools	Washington County Early College High School	Beaufort County Community College
125	Watauga County Schools	Watauga Innovation Academy	Caldwell Community College and Technical Institute
126	Wayne County Public Schools	Wayne Early/Middle College High School	Wayne Community College

#	PSU Name	School Name	IHE Name
127	Wayne County Public Schools	Wayne School of Engineering at Goldsboro High School	Wayne Community College
128	Weldon City Schools	Roanoke Valley Early College High School	Halifax Community College
129	Wilkes County Schools	Wilkes Early College High School	Wilkes Community College
130	Wilson County Schools	Wilson Academy of Applied Technology	Wilson Community College
131	Wilson County Schools	Wilson Early College Academy	Wilson Community College
132	Winston Salem / Forsyth County Schools	Early College of Forsyth County	Forsyth Tech Community College
133	Winston Salem / Forsyth County Schools	Middle College of Forsyth County	Forsyth Tech Community College
134	Yadkin County Schools	Yadkin Early College High School	Surry Community College

Table 5: Retention rate and cohort graduation rate of Cooperative and Innovative High Schools for the 2023-2024 school year; number of dropouts from the 2022-2023 school year

#	PSU Name	School Name	Retention Rate	Number of Dropouts*	Cohort Graduation Rate**
1	Alamance-Burlington Schools	Alamance-Burlington Early College High School	>95%	*	>95%
2	Alexander County Schools	Alexander Early College High School	>95%	*	>95%
3	Anson County Schools	Anson County Early College High School	>95%	*	90%
4	Ashe County Schools	Ashe County Early College High School	>95%	*	>95%
5	Asheville City Schools	School of Inquiry and Life Sciences at Asheville	>95%	*	95%
6	Beaufort County Schools	Beaufort County Early College High School	>95%	*	>95%

#	PSU Name	School Name	Retention Rate	Number of Dropouts*	Cohort Graduation Rate**
7	Bertie County Schools	Bertie County Early College High School	>95%	*	>95%
8	Bladen County Schools	Bladen County Early College High School	>95%	*	>95%
9	Brunswick County Schools	Brunswick County Early College High School	>95%	*	>89%
10	Buncombe County Schools	Buncombe County Early College High School	>95%	*	>95%
11	Buncombe County Schools	Center for Career Innovation	95%	*	94%
12	Buncombe County Schools	Martin L. Nesbitt Jr. Discovery Academy	>95%	*	>95%
13	Burke County Schools	Burke Middle College High School	>95%	*	>95%
14	Cabarrus County Schools	Cabarrus Early College of Technology	>95%	*	>95%
15	Cabarrus County Schools	Cabarrus-Kannapolis Early College High School	>95%	*	>95%
16	Cabarrus County Schools	Cabarrus Health Sciences Institute	>95%	*	N/A
17	Caldwell County Schools	Caldwell Applied Sciences Academy	>95%	*	>95%
18	Caldwell County Schools	Caldwell Early College High School	>95%	*	>95%
19	Camden County Schools	Camden Early College High School	>95%	*	82%
20	Catawba County Schools	Challenger Early College High School	>95%	*	>95%
21	Charlotte-Mecklenburg Schools	Cato Middle College High School	95%	*	>95%
22	Charlotte-Mecklenburg Schools	Charlotte Engineering Early College High School	>95%	*	95%
23	Charlotte-Mecklenburg Schools	Charlotte Teacher Early College High School	>95%	*	90%

#	PSU Name	School Name	Retention Rate	Number of Dropouts*	Cohort Graduation Rate**
24	Charlotte-Mecklenburg Schools	Harper Middle College High School	>95%	*	>95%
25	Charlotte-Mecklenburg Schools	Hawthorne Academy of Health Sciences	>95%	*	91%
26	Charlotte-Mecklenburg Schools	Levine Middle College High School	>95%	*	>95%
27	Charlotte-Mecklenburg Schools	Merancas Middle College High School at CPCC	>95%	*	>95%
28	Charlotte-Mecklenburg Schools	Central Piedmont Early College	92%	*	N/A
29	Chatham County Schools	Chatham County School of Science and Engineering	>95%	*	>95%
30	Cherokee County Schools	Tri-County Early College High School	>95%	*	95%
31	Cleveland County Schools	Cleveland Early College High School	>95%	*	93%
32	Columbus County Schools	Columbus Career and College Academy	>95%	*	82%
33	Craven County Schools	Craven Early College High School	>95%	*	>95%
34	Craven County Schools	Early College EAST High School	>95%	*	>95%
35	Cumberland County Schools	Cross Creek Early College High School	>95%	*	>95%
36	Cumberland County Schools	Cumberland International Early College High School	>95%	*	>95%
37	Cumberland County Schools	Cumberland Polytechnic High School	>95%	*	>95%
38	Currituck County Schools	J.P. Knapp Early College High School	>95%	*	88%
39	Davidson County Schools	Davidson Early College High School	>95%	*	>95%
40	Davidson County Schools	Yadkin Valley Regional Career Academy	>95%	*	94%

#	PSU Name	School Name	Retention Rate	Number of Dropouts*	Cohort Graduation Rate**
41	Davie County Schools	Davie County Early College High School	>95%	*	89%
42	Duplin County Schools	Duplin Early College High School	>95%	*	>95%
43	Durham Public Schools	City of Medicine Academy	>95%	*	>95%
44	Durham Public Schools	Durham School of Technology	>95%	*	>95%
45	Durham Public Schools	Josephine Dobbs Clement Early College High School	>95%	*	>95%
46	Durham Public Schools	Middle College High School at DTCC	>95%	*	>95%
47	Edgecombe County Public Schools	Edgecombe Early College High School	>95%	*	>95%
48	Edgecombe County Public Schools	Edge Academy of Health Sciences	>95%	*	N/A
49	Elizabeth City-Pasquotank Public Schools	Elizabeth City Pasquotank Early College High School	>95%	*	90%
50	Franklin County Schools	Franklin County Early College High School	>95%	*	90%
51	Gaston County Schools	Gaston Early College High School	>95%	*	>95%
52	Gaston County Schools	Gaston Early College of Medical Sciences	>95%	*	>95%
53	Granville County Schools	Granville Early College High School	>95%	*	94%
54	Greene County Schools	Greene Early College High School	>95%	*	94%
55	Guilford County Schools	Early College at Guilford College	>95%	*	>95%
56	Guilford County Schools	Early/Middle College at GTCC – Greensboro	>95%	*	>95%
57	Guilford County Schools	Early/Middle College at GTCC - High Point	>95%	*	>95%
58	Guilford County Schools	Early/Middle College at GTCC – Jamestown	>95%	*	>95%
59	Guilford County Schools	A&T Four Middle College	>95%	*	>95%

#	PSU Name	School Name	Retention Rate	Number of Dropouts*	Cohort Graduation Rate**
60	Guilford County Schools	Greensboro College Middle College	88%	*	>95%
61	Guilford County Schools	Middle College at UNCG	>95%	*	>95%
62	Guilford County Schools	STEM Early College at NC A&T	>95%	*	>95%
63	Guilford County Schools	The Academy at Ben L. Smith High School	>95%	*	>95%
64	Guilford County Schools	The Kearns Academy at Central	>95%	*	>95%
65	Halifax County Schools	Halifax County Early College High School	>95%	*	>95%
66	Harnett County Schools	Harnett County Early College High School	>95%	*	>95%
67	Haywood County Schools	Haywood Early College High School	>95%	*	>95%
68	Henderson County Schools	Henderson County Early College High School	>95%	*	>95%
69	Hertford County Schools	Hertford County Early College High School	>95%	*	>95%
70	Hoke County Schools	SandHoke Early College High School	>95%	*	>95%
71	Hyde County Schools	Hyde Academy	>95%	*	N/A
72	Iredell-Statesville Schools	Agriculture and Science Early College High School	>95%	*	>95%
73	Iredell-Statesville Schools	Collaborative College for Technology and Leadership	>95%	*	>95%
74	Iredell-Statesville Schools	Crossroads Arts and Sciences Early College High School	>95%	*	>95%
75	Jackson County Public Schools	Blue Ridge Early College High School	>95%	*	89%
76	Jackson County Public Schools	Jackson County Early College High School	>95%	*	>95%

#	PSU Name	School Name	Retention Rate	Number of Dropouts*	Cohort Graduation Rate**
77	Johnston County Public Schools	Johnston County Early College Academy	>95%	*	>95%
78	Johnston County Public Schools	Johnston County Schools Career Technical Leadership Academy	>95%	*	>95%
79	Lee County Schools	Lee County Early College High School	>95%	*	>95%
80	Lenoir County Public Schools	Lenoir County Early College High School	>95%	*	>95%
81	Macon County Schools	Macon County Early College High School	>95%	*	83%
82	Madison County Schools	Madison Early College High School	>95%	*	>95%
83	McDowell County Schools	McDowell Academy for Innovation	>95%	*	>95%
84	McDowell County Schools	McDowell Early College High School	>95%	*	>95%
85	Mitchell County Schools	Mayland Early College High School	>95%	*	84%
86	Montgomery County Schools	Montgomery County Early College High School	>95%	*	>95%
87	Nash County Public Schools	Center for Industry, Technology and Innovation High School	>95%	*	91%
88	Nash County Public Schools	Nash-Rocky Mount Early College High School	>95%	*	>95%
89	New Hanover County Schools	Isaac M. Bear Early College High School	>95%	*	>95%
90	New Hanover County Schools	Southeast Area Technical High School	>95%	*	>95%
91	New Hanover County Schools	Wilmington Early College High School	>95%	*	>95%
92	Northampton County Schools	Northampton County Early College High School	>95%	*	>95%

#	PSU Name	School Name	Retention Rate	Number of Dropouts*	Cohort Graduation Rate**
93	Northeast Regional School - Biotech/Agri	Northeast Regional School of Biotechnology and Agriscience (NERSBA)	>95%	*	66%
94	Onslow County Schools	Onslow Early College High School	>95%	*	>95%
95	Pender County Schools	Pender Early College High School	>95%	*	>95%
96	Person County Schools	Person Early College for Innovation and Leadership	>95%	*	75%
97	Pitt County Schools	Innovation Early College High School	>95%	*	>95%
98	Pitt County Schools	Pitt County Early College High School	>95%	*	>95%
99	Polk County Schools	Polk County Early College High School	>95%	*	92%
100	Public Schools of Robeson County	Public Schools of Robeson County Early College High School	>95%	*	>95%
101	Randolph County School System	Randolph Early College High School	>95%	*	>95%
102	Richmond County Schools	Richmond County Early College High School	>95%	*	>95%
103	Roanoke Rapids City Schools	Roanoke Rapids Early College High School	>95%	*	>95%
104	Rockingham County Schools	Rockingham County Early College High School	>95%	*	>95%
105	Rowan-Salisbury Schools	Rowan County Early College High School	>95%	*	>95%
106	Rutherford County Schools	Rutherford Early College High School	>95%	*	>95%
107	Sampson County Schools	Sampson Early College High School	>95%	*	>95%
108	Scotland County Schools	Scotland Early College High School	>95%	*	>95%
109	Stanly County Schools	Stanly Early College High School	>95%	*	>95%

#	PSU Name	School Name	Retention Rate	Number of Dropouts*	Cohort Graduation Rate**
110	Stanly County Schools	Stanly STEM Early College High School	>95%	*	>95%
111	Stokes County Schools	Stokes County Early College High School	>95%	*	>95%
112	Surry County Schools	Surry Early College High School of Design	>95%	*	>95%
113	Tyrrell County Schools	Columbia Early College High School	>95%	*	85%
114	Union County Public Schools	Union County Early College High School	>95%	*	>95%
115	Vance County Schools	Vance County Early College High School	>95%	*	90%
116	Wake County Schools	North Wake College and Career Academy	>95%	*	>95%
117	Wake County Schools	Vernon Malone College and Career Academy	>95%	*	>95%
118	Wake County Schools	Wake Early College of Health and Science	>95%	*	>95%
119	Wake County Schools	Wake Early College of Information and Biotechnologies	>95%	*	N/A
120	Wake County Schools	Wake STEM Early College High School	>95%	*	>95%
121	Wake County Schools	Wake Young Men's Leadership Academy	>95%	*	>95%
122	Wake County Schools	Wake Young Women's Leadership Academy	>95%	*	>95%
123	Warren County Schools	Warren Early College High School	>95%	*	82%
124	Washington County Schools	Washington County Early College High School	>95%	*	91%
125	Watauga County Schools	Watauga Innovation Academy	>95%	*	94%
126	Wayne County Public Schools	Wayne Early/Middle College High School	>95%	*	>95%

#	PSU Name	School Name	Retention Rate	Number of Dropouts*	Cohort Graduation Rate**
127	Wayne County Public Schools	Wayne School of Engineering at Goldsboro High School	>95%	*	>95%
128	Weldon City Schools	Roanoke Valley Early College High School	>95%	*	94%
129	Wilkes County Schools	Wilkes Early College High School	>95%	*	>95%
130	Wilson County Schools	Wilson Academy of Applied Technology	>95%	*	>95%
131	Wilson County Schools	Wilson Early College Academy	>95%	*	>95%
132	Winston Salem / Forsyth County Schools	Early College of Forsyth County	>95%	*	>95%
133	Winston Salem / Forsyth County Schools	Middle College of Forsyth County	>95%	*	>95%
134	Yadkin County Schools	Yadkin Early College High School	>95%	*	>95%

*One year lag data from the 2022-2023 school year.

In order to protect student/staff privacy, small cell suppression rules have been applied where necessary. Any cell below 10 for students or 5 for staff will be represented by "**". Any percentages over 95% will be shown as >95% and any percentages less than 5 will be shown as <5%.

**Schools with N/A are new CIHS programs and data is not yet available for this measure or the Cohort size is too small to calculate data through the system.

Table 6: Enrollment in Cooperative Innovative High Schools (CIHS) for the 2023-2024 school year. Each CIHS is permitted by legislation to serve 100 students per grade level (total 500 in grades 9-13).

#	PSU Name	School Name	Total
1	Alamance-Burlington Schools	Alamance-Burlington Early College High School*	231
2	Alexander County Schools	Alexander Early College High School*	167
3	Anson County Schools	Anson County Early College High School*	218
4	Ashe County Schools	Ashe County Early College High School*	136
5	Asheville City Schools	School of Inquiry and Life Sciences at Asheville	366
6	Beaufort County Schools	Beaufort County Early College High School*	276
7	Bertie County Schools	Bertie County Early College High School*	116

#	PSU Name	School Name	Total
8	Bladen County Schools	Bladen County Early College High School*	134
9	Brunswick County Schools	Brunswick County Early College High School*	366
10	Buncombe County Schools	Buncombe County Early College High School*	286
11	Buncombe County Schools	Buncombe County Middle College High School	44
12	Buncombe County Schools	Martin L. Nesbitt Jr. Discovery Academy*	385
13	Burke County Schools	Burke Middle College High School	133
14	Cabarrus County Schools	Cabarrus Early College of Technology*	227
15	Cabarrus County Schools	Cabarrus-Kannapolis Early College High School*	232
16	Cabarrus County Schools	Cabarrus Health Sciences Institute*	114
17	Caldwell County Schools	Caldwell Applied Sciences Academy	216
18	Caldwell County Schools	Caldwell Early College High School*	400
19	Camden County Schools	Camden Early College High School*	143
20	Catawba County Schools	Challenger Early College High School*	368
21	Charlotte-Mecklenburg Schools	Cato Middle College High School	196
22	Charlotte-Mecklenburg Schools	Charlotte Engineering Early College High School*	313
23	Charlotte-Mecklenburg Schools	Charlotte Teacher Early College High School*	203
24	Charlotte-Mecklenburg Schools	Harper Middle College High School*	152
25	Charlotte-Mecklenburg Schools	Hawthorne Academy of Health Sciences	258
26	Charlotte-Mecklenburg Schools	Levine Middle College High School*	204
27	Charlotte-Mecklenburg Schools	Merancas Middle College High School*	191
28	Charlotte-Mecklenburg Schools	Central Piedmont Early College	190
29	Chatham County Schools	Chatham County School of Science and Engineering*	113
30	Cherokee County Schools	Tri-County Early College High School*	153
31	Cleveland County Schools	Cleveland Early College High School*	220

#	PSU Name	School Name	Total
32	Columbus County Schools	Columbus Career and College Academy*	247
33	Craven County Schools	Craven Early College High School*	238
34	Craven County Schools	Early College EAST High School*	204
35	Cumberland County Schools	Cross Creek Early College High School*	254
36	Cumberland County Schools	Cumberland International Early College High School*	261
37	Cumberland County Schools	Cumberland Polytechnic High School*	304
38	Currituck County Schools	J.P. Knapp Early College High School*	273
39	Davidson County Schools	Davidson Early College High School*	141
40	Davidson County Schools	Yadkin Valley Regional Career Academy*	175
41	Davie County Schools	Davie County Early College High School*	140
42	Duplin County Schools	Duplin Early College High School*	204
43	Durham Public Schools	City of Medicine Academy*	337
44	Durham Public Schools	Durham School of Technology*	247
45	Durham Public Schools	Josephine Dobbs Clement Early College High School*	386
46	Durham Public Schools	Middle College High School at DTCC	134
47	Edgecombe County Public Schools	Edgecombe Early College High School*	190
48	Edgecombe County Public Schools	EDGE Early College of Health Sciences	60
49	Elizabeth City-Pasquotank Public Schools	Elizabeth City Pasquotank Early College High School*	111
50	Franklin County Schools	Franklin County Early College High School*	187
51	Gaston County Schools	Gaston Early College High School*	237
52	Gaston County Schools	Gaston Early College of Medical Sciences*	152
53	Granville County Schools	Granville Early College High School*	219
54	Greene County Schools	Greene Early College High School*	152

#	PSU Name	School Name	Total
55	Guilford County Schools	Early College at Guilford College	194
56	Guilford County Schools	Early/Middle College at GTCC – Greensboro*	165
57	Guilford County Schools	Early/Middle College at GTCC - High Point*	202
58	Guilford County Schools	Early/Middle College at GTCC – Jamestown*	266
59	Guilford County Schools	The A&T Four Middle College at NC A&T*	169
60	Guilford County Schools	Greensboro College Middle College	90
61	Guilford County Schools	Middle College at UNCG*	205
62	Guilford County Schools	STEM Early College at NC A&T*	193
63	Guilford County Schools	The Academy at Ben L. Smith High School*	231
64	Guilford County Schools	The Kearns Academy at Central*	113
65	Halifax County Schools	Halifax County Early College High School*	124
66	Harnett County Schools	Harnett County Early College High School*	165
67	Haywood County Schools	Haywood Early College High School*	185
68	Henderson County Schools	Henderson County Early College High School*	197
69	Hertford County Schools	Hertford County Early College High School*	190
70	Hoke County Schools	SandHoke Early College High School*	443
71	Hyde County Schools	Hyde Academy	33
72	Iredell-Statesville Schools	Agriculture and Science Early College High School*	264
73	Iredell-Statesville Schools	Collaborative College for Technology and Leadership*	238
74	Iredell-Statesville Schools	Crossroads Arts and Sciences Early College High School*	250
75	Jackson County Public Schools	Blue Ridge Early College High School*	106
76	Jackson County Public Schools	Jackson County Early College High School*	106
77	Johnston County Public Schools	Johnston County Early College Academy*	278

#	PSU Name	School Name	Total
78	Johnston County Public Schools	Johnston County Schools Career Technical Leadership Academy*	195
79	Lee County Schools	Lee County Early College High School*	277
80	Lenoir County Public Schools	Lenoir County Early College High School*	231
81	Macon County Schools	Macon County Early College High School*	135
82	Madison County Schools	Madison Early College High School*	285
83	McDowell County Schools	McDowell Academy for Innovation*	133
84	McDowell County Schools	McDowell Early College High School*	234
85	Mitchell County Schools	Mayland Early College High School*	128
86	Montgomery County Schools	Montgomery County Early College High School*	288
87	Nash County Public Schools	Center for Industry, Technology and Innovation High School*	95
88	Nash County Public Schools	Nash-Rocky Mount Early College High School*	405
89	New Hanover County Schools	Isaac M. Bear Early College High School*	255
90	New Hanover County Schools	Southeast Area Technical High School*	264
91	New Hanover County Schools	Wilmington Early College High School*	258
92	Northampton County Schools	Northampton County Early College High School*	173
93	Northeast Regional School - Biotech/Agri	Northeast Regional School of Biotechnology and Agriscience (NERSBA)*	134
94	Onslow County Schools	Onslow Early College High School*	192
95	Pender County Schools	Pender Early College High School*	196
96	Person County Schools	Person Early College for Innovation and Leadership*	134
97	Pitt County Schools	Innovation Early College High School*	219
98	Pitt County Schools	Pitt County Early College High School*	323
99	Polk County Schools	Polk County Early College High School*	60
100	Public Schools of Robeson County	Public Schools of Robeson County Early College High School*	256

#	PSU Name	School Name	Total
101	Randolph County School System	Randolph Early College High School*	347
102	Richmond County Schools	Richmond County Early College High School*	289
103	Roanoke Rapids City Schools	Roanoke Rapids Early College High School*	115
104	Rockingham County Schools	Rockingham County Early College High School*	331
105	Rowan-Salisbury Schools	Rowan County Early College High School*	239
106	Rutherford County Schools	Rutherford Early College High School*	199
107	Sampson County Schools	Sampson Early College High School*	233
108	Scotland County Schools	Scotland Early College High School*	240
109	Stanly County Schools	Stanly Early College High School*	192
110	Stanly County Schools	Stanly STEM Early College High School*	184
111	Stokes County Schools	Stokes County Early College High School*	142
112	Surry County Schools	Surry Early College High School of Design*	307
113	Tyrrell County Schools	Columbia Early College High School*	210
114	Union County Public Schools	Union County Early College High School*	350
115	Vance County Schools	Vance County Early College High School*	238
116	Wake County Schools	North Wake College and Career Academy*	365
117	Wake County Schools	Vernon Malone College and Career Academy*	368
118	Wake County Schools	Wake Early College of Health and Science*	330
119	Wake County Schools	Wake STEM Early College High School*	286
120	Wake County Schools	Wake Young Men's Leadership Academy*	160
121	Wake County Schools	Wake Young Women's Leadership Academy*	190
122	Wake County Schools	Wake Early College of Information and Biotechnologies*	206
123	Warren County Schools	Warren Early College High School*	116
124	Washington County Schools	Washington County Early College High School*	81

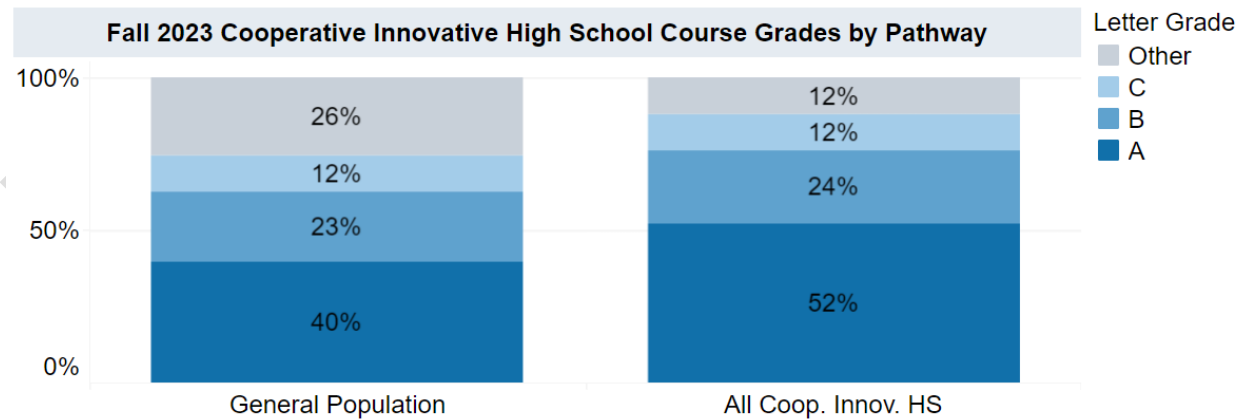
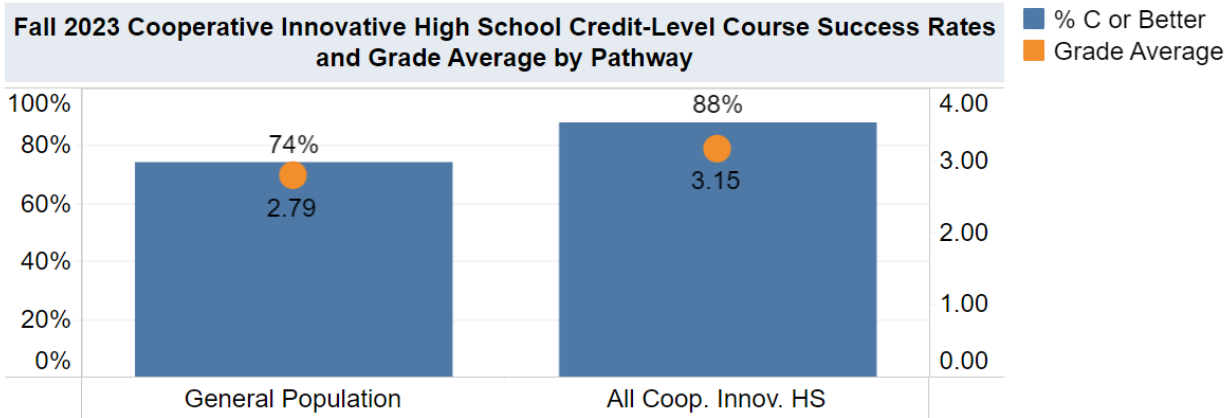
#	PSU Name	School Name	Total
125	Watauga County Schools	Watauga Innovation Academy*	311
126	Wayne County Public Schools	Wayne Early/Middle College High School*	236
127	Wayne County Public Schools	Wayne School of Engineering at Goldsboro High School*	242
128	Weldon City Schools	Roanoke Valley Early College High School*	147
129	Wilkes County Schools	Wilkes Early College High School*	253
130	Wilson County Schools	Wilson Academy of Applied Technology*	242
131	Wilson County Schools	Wilson Early College Academy*	260
132	Winston Salem / Forsyth County Schools	Early College of Forsyth County*	315
133	Winston Salem / Forsyth County Schools	Middle College of Forsyth County	121
134	Yadkin County Schools	Yadkin Early College High School*	216
Total Enrolled			28,942
Average Size of a CIHS			216

*Indicates CIHS that receive CIHS supplemental funding.

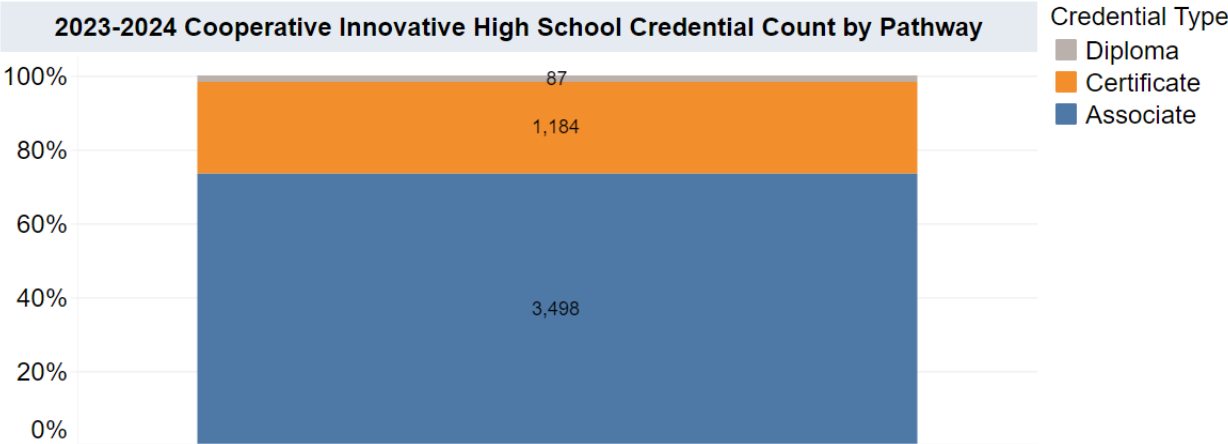
NORTH CAROLINA COMMUNITY COLLEGE SYSTEM (NCCCS) Cooperative Innovative High School (CIHS) Programs

Cooperative Innovative High Schools Course Enrollment and Degree Completion

During the 2023-2024 academic year, Cooperative Innovative High School Students enrolled in 119,409 credit-level college courses, an average of 5.3 per term. In Fall 2023, Cooperative Innovative High School students completed 88% of their credit-level courses with a C or better (average GPA of 3.15), compared to 74% of the general student population (average GPA of 2.79).



During the 2023-2024 academic year, Cooperative Innovative High School students earned a total of 4,769 credentials.



Post-Graduation Employment

The North Carolina Community College System, with the Department of Commerce, reviewed employment status and wage outcomes of Career and College Promise students who graduated high school in 2021. These students were not enrolled in any postsecondary institution in 2022-2023 and had a full-time or part-time employment record in Quarter 1 of 2023. This sample is limited to those students whose social security numbers matched with Department of Commerce records. Students with missing social security numbers or whose employment is not tracked by the NC Department of Commerce (e.g., self-employed, federal employees, or those employed out of state) were not included. Wage records for 1,020 CIHS 2021 graduates were found for the 1st quarter of 2023. The median Quarter 1 wage for this sample was \$6,344.

UNC SYSTEM Cooperative Innovative High School (CIHS) Programs

Institutions within the University of North Carolina (UNC) system admitted **12,694*** Cooperative and Innovative High School students for Fall 2024 based on preliminary results. UNC system admissions of CIHS students increased by 1,139 (9%) of students admitted for Fall 2023. Refer to table 6 for enrollment of Cooperative Innovative High School students. A breakdown by campus is indicated in the following table.

*Note: Students may apply and be admitted to multiple UNC Institutions.

Table 7: CIHS student admissions to UNC System schools, Fall 2024

UNC Institution	Number of CIHS students admitted to UNC Institutions, Fall 2024 (As of 11/10/2024**)
Appalachian State University	1,200
East Carolina University	1,495
Elizabeth City State University	222
Fayetteville State University	366
North Carolina A&T State University	945
North Carolina Central University	718
North Carolina State University	947
University of North Carolina - Asheville	635
University of North Carolina – Chapel Hill	566
University of North Carolina – Charlotte	1,473
University of North Carolina – Greensboro	1,183
University of North Carolina – Pembroke	605
University of North Carolina – Wilmington	666
University of North Carolina – School of the Arts	<10
Western Carolina University	1,133
Winston-Salem State University	537
UNC Total	12,694

**Neither IPEDS Admissions nor the Freshmen Admissions and Performance dashboard have yet been finalized for the current year, this data should be considered preliminary. Refer to the UNC System [Stats, Data, & Reports](#) page for official results.

NC INDEPENDENT COLLEGES AND UNIVERSITIES Cooperative Innovative High School (CIHS) Programs

Institutions within the NC Independent Colleges and Universities system admitted **3,093 Cooperative and Innovative High School students for Fall 2024. This was an increase of 1,022 (49%) students admitted from Fall 2023.** Note: This year's report includes data from all independent colleges and universities, which was not the case for last year's report – ten independent colleges or universities did not submit data in time to be included in last year's report. A breakdown by campus is indicated in the following table. Campuses in bold house a CIHS program.

*Note: Students may apply and be admitted to multiple NCICU Institutions.

Table 8: CHIS student admissions to NCICU schools, Fall 2024

NCICU Institution	Number of CIHS students admitted to NCICU Institutions, Fall 2024**
Barton College	48
Belmont Abbey College	12
Bennett College	*
Brevard College	38
Cabarrus College of Health Sciences	104
Campbell University	620
Catawba College	180
Chowan University	75
Davidson College	*
Duke University	11
Elon University	253
Gardner-Webb University	24
Greensboro College	173
Guilford College	101
High Point University	22
Johnson C. Smith University	*
Lees-McRae College	122
Lenoir-Rhyne University	27
Livingstone College	23
Louisburg College	*

NCICU Institution	Number of CIHS students admitted to NCICU Institutions, Fall 2024**
Mars Hill University	*
Meredith College	141
Methodist University	125
Montreat College	*
N. C. Wesleyan College	14
Pfeiffer University	*
Queens University of Charlotte	109
St. Andrews University	*
Saint Augustine's University	<10
Salem College	*
Shaw University	89
University of Mount Olive	73
Wake Forest University	43
Warren Wilson College	22
William Peace University	71
Wingate University	568
NCICU Total	3,093

**In accordance with FERPA guidelines, individual student counts less than 10 are displayed as <10, individual counts of zero are denoted with an *. Data not available are denoted with an **.

COOPERATIVE INNOVATIVE HIGH SCHOOL AND CAREER AND COLLEGE PROMISE PROGRAMS

2024 CIHS and CCP Pathways Success Stories from across North Carolina

Based on CIHS 2023-2024 Annual Reports submitted by schools and CCP Pathways stories shared with the NC Community College System.

CIHS Success Stories

The Academy at Smith, Guilford County Schools

When one of our recent graduates looks at the amount of money he was awarded in scholarship aid, he's speechless. He says it took discipline: "Each day you could do at least one or two scholarships, and it's all possible." He will be attending East Carolina University in the fall, but he says it wasn't easy. "When my dad passed, my actions just turned into like chaos. I was getting in trouble every day."

This student attended Trio Upward Bound at N.C. A&T, a program where he received financial aid, scholarship help and exposure to other colleges and mentors. That guidance led him to gather over \$1 million in scholarship money and to commit to ECU. He said "I chose ECU because I could get into the design program. I want to learn how to design and color suits. So, I use fabric for the suits and learn how to make suits."

He plans to design suits in memory of his late father. "I wanted to start doing that because when my dad passed in 2019, I loved his suits, and I love the way he wore his suits. So, when he died, I became passionate about it." This bright young man and his mom are grateful for everything he has accomplished and says his father would be also.

Bladen Early College, Bladen County Schools

Founded in 2018, Bladen Early College is a relative newcomer to the CIHS scene, with three graduating classes. After Covid, BECHS began work to increase achievement, meet students' needs and improve the rate of credential completion while reducing failures. As a team, we initiated several strategies with exciting and historic results.

To increase our enrollment, we included students and teachers in the recruitment process. We went to all local middle schools, launched a social media campaign, and engaged in a series of "Did You Know?" pieces that showcased the unique offerings of the Early College. We revised our admissions process and set enrollment goals for the next three years with the aim of reaching a capacity class by the Fall of 2026.

We also added a faculty advisor program. All Sophomores and Juniors have an assigned staff member that holds weekly in-person meetings to discuss grades, assignments, schedules, plans, goals and general life information. We arrange tutoring for students in need and forward alerts from the college's Aviso system to the assigned advisor to provide encouragement and

support. These meetings give us insight into students' ever-changing goals and learning needs. The advisory program affords the student built-in support and a trusted adult for issues they may not otherwise share.

All of these carefully constructed steps combined yielded stellar results. In 2022, our school performance grade was 64/C. In 2023, our school performance grade rose to an 83/B. On the September 4, 2024, release of Accountability data, Bladen Early College made history by becoming Bladen County's first ever A school, with a school performance grade of 87! This A is a testament to the hard work of our staff and students. We share our celebration story with you today along with the belief that student-centered approaches to learning are never misguided and time spent in meeting the individual and direct needs of students is always time well spent.

Burke Middle College, Burke County Public Schools

This is the story of a student who entered our program with an interest in the nursing profession. She had a rough first semester, though she made decent grades in her classes, and was soon discouraged and began to struggle with motivation. We worked to provide encouragement and tutoring through spring semester, and we saw some improvement in both her grades and engagement. She enrolled in a CNA course during the summer semester, but she could not keep up with the pace of the course and had to withdraw. She was again disheartened and began to doubt her ability to succeed in a career in the medical field.

We began exploring options with her and helped her take some career assessments to find something more suited to her interests and natural strengths. She felt drawn to the field of radiography and began looking at nearby programs as well as the prerequisite courses she would need to be accepted into those programs. When she found a radiography program at a nearby community college and realized she could complete the prerequisites in time to join the program after graduation, her enthusiasm and self-confidence returned. She successfully completed all her remaining courses, earning an A or B in each class.

Through counseling, exploration, and support, we were able to help this young lady achieve her dream of becoming qualified to work in the medical field where she can put her compassion and upbeat personality to work helping others.

Caldwell Early College, Caldwell County Schools

At the beginning of the 2023-24 school year, our Caldwell Early College Civics Instructor, our Economics and Personal Finance Instructor, and our Teacher Support Specialist were accepted to participate in a Co-Designing Profession-based learning (Pro-BL) project in Caldwell County. The teachers worked through the design process, paired with a local business, and our students worked directly with the business to research and solve a real-world problem.

Eighty-nine Caldwell Early College 9th grade participants worked with Caldwell County Human Resources to explore the decline in population in Caldwell County. Students created a community survey and received over 1100 survey responses, highlighting the two primary

concerns: affordable housing and young adults not returning to Caldwell County after receiving a college degree. Students then researched potential solutions to help alleviate the issues and presented their research and findings to county officials.

Sixty juniors were paired with Exela, working on the problem of better communicating the variety of jobs available with the pharmaceutical company, which is one of the largest employers in Caldwell County. Students were paired with Exela employees for job-shadowing and created informational materials for Exela that can be used at career recruitment events and can be added to their website to make their job postings more reader-friendly.

Eighty 12th graders worked with Granite Insurance, a fast-growing niche-market local insurance company, on improving employee recruitment. Students toured the business and discussed work values, even comparing them to the NCDPI Portrait of a Graduate values. Students conducted research and prepared proposals based on current trends in recruitment. Student groups then “pitched” their proposals to Granite Insurance leaders, who chose a new recruitment method that they will implement.

Participants in all three projects shared their challenges, solutions, and experiences at the countywide Pro-BL exhibition that included leaders from education, business, and government agencies throughout our community.

Participation in the Pro-BL is an exciting example of the culture of innovation and collaboration that supports ongoing practices and opportunities afforded to students at Caldwell Early College High School.

Chatham Early College, Chatham County Schools

Chatham Early College is particularly proud of one of our recent graduates. This graduate is a first-generation college student who is focused and committed. Eager and hard-working, she spent the summer before her senior year attending Governor’s School and the next day flying out to participate in the Yale Global Scholars Program. A young lady who had significant health issues as a young child including an organ transplant, she is particularly interested in the area of medicine.

She applied for the Rochester Early Medical Scholars Program, a competitive program that provides early admission to their medical school upon completion of the bachelor’s degree at Rochester University. She was one of ten finalists and was invited to the final round of this prestigious program. Although she was not selected to participate in the program, the impact will have a positive and lasting effect on her life. This graduate was also named a Goodnight Scholar. She is now a freshman at Wake Forest University, where she will continue to make an impact on everyone she meets. She has already made an impact on her younger sister, who joined our Octopi family as a freshman this year.

Cleveland Early College, Cleveland County Schools

For the 2023-2024 school year at Cleveland Early College High School, we held a community involvement event for all stakeholders to attend. "Viking Vision Night" targets all Juniors and Seniors as a seminar class requirement to maximize parent and student engagement. This event was a huge success, as a variety of additional Mini-Colleges/Jobs/ and Agency representatives were available during this event. During this event students and parents were interactive and visited the tables that lead sessions on the following topics: volunteer opportunities in our county, college admissions essay tips, mental health support resources, FAFSA help session, CFNC account benefits, regional colleges and universities, employment opportunities, and military recruitment.

We plan to continue hosting "Viking Vision Night" due to the feedback we received from stakeholders. The information sessions help educate both students and families about essential resources that are available to them. For CECHS this event has become an integral part of our school culture. Data of students after they graduate from CECHS shows how students are utilizing these resources that are embedded in "Viking Vision Night."

Collaborative College for Leadership and Technology, Iredell Statesville Schools

One recent graduate who stands out amongst those who have come through our program is a young lady who graduated one semester early. This student met the qualifications of our target population. She is a first-generation college student from an underrepresented population, from poverty, with a track record of hard work and determination in her education. Through our structured support system, she continued to thrive, maintaining a 4.5+ weighted GPA at the top of her class. After visiting Catawba College on a school field trip, she found a program that would suit her needs and goals. She applied during her senior year and received a full ride scholarship that allowed her to attend, free of charge.

Columbia Early College, Tyrell County Schools

One of our 2024 graduates has a particularly inspiring story of achievement and perseverance. During his junior year, his mother was diagnosed with breast cancer and his world became shattered. This student has always been consciously aware of the costs of a college education, and he knew that this added cost of necessary medical treatments could affect his post-secondary educational choices. Instead of bowing out, he fought, and his mom fought right along with him. Not only did this young man receive his associate of science degree from Beaufort County Community College, he also received a full scholarship to UNC Chapel Hill. This young man also organized a school supply drive for the Elementary School. He embraced diversity within our school and looked forward to being a college student at a diverse university. This graduate faced every obstacle he encountered and chose to persevere. He was recognized for several prestigious scholarships for his academic achievements. At Columbia Early College High School, we strive for all our students to persevere and rise above life's hindrances regardless of their circumstances.

Duplin Early College, Duplin County Schools

One of our 2024 graduates received a full ride to Stanford University, as a Questbridge scholar. She is the first person in her family to earn an associate degree and will be the first to attend a university. The student attributes her success to the opportunities afforded to her from our CIHS. She was a part of the first cohort to enroll in the Cloud Computing course at Arizona State University through our partnership with the National Education Equity Lab. She was named salutatorian, nationally, from the course. Due to her exceptionality in the course, she also earned the Amazon Web Certificate exam and was hired to work at Amazon last summer. The class and job experience were so phenomenal and interesting that she decided to change her major to Software Engineering with a minor in Bio-computation. While at Duplin Early College, she earned her associate degree, a certificate in Web Design, and took classes at the NC School of Science and Math while participating in extracurricular activities. This young lady is truly the essence of a CIHS. We are proud of the remarkable resume' she has created for herself!

Edgecombe Early College, Edgecombe County Schools

Edgecombe Early College is proud to share that one of our recent graduates received the Morehead-Cain Scholarship to attend UNC-Chapel Hill. This first-generation college scholar is the first recipient of the Morehead-Cain Scholarship in over 25 years, and only the second female from Edgecombe County to receive it. She plans to major in a healthcare field with plans to become a hospital administrator and eventually work in an under-served area, such as rural North Carolina.

Greene Early College, Greene County Schools

During the 2023-2024 school year, Greene Early College made a concerted effort to show appreciation to our community by creating school-wide community service days throughout the year. Once per quarter, all students at Greene Early College loaded buses and went into the community to support various schools, businesses, community agencies, and non-profit organizations. Students played with elementary students on the playground, assisted teachers in the community in their classrooms, worked at the local animal shelter and cat rescue, assisted packing meals for the elderly, and aided the local transportation department to ready their vehicles to provide transportation for members of our community. At Greene Early College, we value partnering with others, giving back to those who have given so much to our school, and teaching our students the importance of service before self. These four community service days were well received by our students, the school system, and the community.

Madison Early College, Madison County Schools

Our success story is of a graduate who beat the odds and ended an unhealthy family cycle for herself and her future. This young lady graduated with honors, earning her associate in arts degree, and currently attends Mars Hill University, majoring in elementary education. Throughout her elementary and middle school years, her family members were in and out of the justice system and the department of social services. Finally, she took control, and through foster care and the support system at Madison Early College, she made her way without the baggage she had carried for years. She was a multi-sport athlete at the Varsity level, a member of our National Honor Society Chapter, and she earned both high school and college honors upon graduation. The ability to build those relationships within our CIHS to surround this student with the love and support needed to achieve this accomplishment is what makes our program so special. It's people and our service-above-self philosophy.

Mayland Early College, Mitchell County Schools

One of our recent graduates came to Mayland Early College as a junior, transferring from the local high school due to social issues. He was labeled as a problem student. His past includes family trauma. At his local high school, this student had a friend group that did not offer the stability he needed. During his time at MEC he grew to be a leader both in and out of the classroom. He served as one of our peer tutors, he began volunteering in the local middle school, and he served on many of the organizations for our school. He graduated with honors and received multiple scholarships. He was able to pick from several colleges and universities because he had been granted almost full scholarships. He plans to become an educator and return to Mitchell County Schools to help influence young students.

Another student came to MEC as a freshman struggling with identity issues. During his freshman year all the faculty monitored him closely because we feared self-harm. Over his four years at MEC he slowly became more involved and developed a love for his school. He graduated near the top of his class as a National Honor Society member. He spent many hours volunteering both in the community and at school. He earned his associate of science degree and won the Bonnor Scholarship at Mars Hill University. He plans to get his degree in Zoology.

Another student came to MECHS as a timid freshman with a speech impediment. He was extremely shy and anxious. His first semester at MEC was during the Covid 19 pandemic. While most schools were online, MEC continued with seated instruction while practicing social distancing and all health regulation protocols. This situation benefited this student because he was able to bond with a strong friend group as they worked together to overcome these challenges. He became heavily involved with the National Honor Society and our Student Government Association. He developed a passion for volunteering in the community and at school as a peer tutor. He logged so many volunteer hours that by his senior year he was recognized nationally for his exemplary service. This child comes from a family where his mom did not graduate high school, and his father did not receive any education beyond high school. He graduated as the class salutatorian. I was extremely proud as he stood before the crowd to

give his salutatory speech with clear and precise diction. He spoke of his growth during his four years and expressed great gratitude to the MEC faculty and staff and for the program in general. He was honored with multiple scholarships and is now attending Mars Hill University while pursuing a degree in Mathematics Education.

The Early College is definitely a successful program that positively affects almost all of the students involved. At MEC, about 50% of our students did not pass the EOG tests in the 7th and 8th grade. With the instructional model we use, and the extensive tutoring available, we see multiple success stories each year. I am so fortunate to be part of such a fantastic program.

McDowell Early College, McDowell County Schools

This super senior's story is one of personal transformation, empowered by the exceptional support our early colleges offer students. As an 11th grader, she was an intelligent, but quiet, shy, and reserved young woman. Being from an underprivileged immigrant family, accomplishing some of the simpler steps to getting ahead, such as learning to drive, was a major challenge. A caring teacher helped her get the driving hours needed to obtain her license. She told another teacher that she works hard at school so she can one day take care of her parents' needs. She was not thinking of herself; she was thinking about returning the love she received.

She was interested in a career in the medical field, so teachers helped her navigate the application and interview process for an internship at the local hospital, a process that she found daunting. The university visits and school trips organized by the early college helped her get a vision for what the next step in her education could be. Earning that internship, learning to drive, seeing college life, and finding a job have been transformational in her life. Those who see her now as a 13th-grade "super senior" are quick to recognize her growth in self-confidence and maturity. She is a great example of the positive impact of McDowell Early College for first-generation college students.

Stanly STEM Early College, Stanly County Schools

Enrollment continues to grow each year at Stanly STEM Early College. We have a diverse student body, and our families share that SSEC is an inclusive and warm environment for all students to learn and grow. 80% of our students are first-generation college students who will earn an associate's degree or a career diploma upon graduation. While many of our students strive to finish the program in four years, more students are taking advantage of the five years to explore additional courses to support their post-secondary goals. In May we had our first full graduation, with 37 graduates who chose to complete the program in four or five years. As we begin our sixth year, we continue to look for ways to serve our population best. We have increased our college field trips and were able to take each grade level to both a private and public university or college. We have been working closely with the traditional high school career development coordinator to involve our students in local industry trips and information sessions to support their course selection and post-secondary education.

Stokes Early College, Stokes County Schools

Three out of our five junior applicants were accepted and attended the NC Governor's School Program. We had one junior who earned a spot as a NC Governor's Page, along with one junior and one sophomore who served as a NC House Page. One of our teachers applied for and received a NC Youth Outdoor Engagement Commission GO Grant valued at \$17,000 to build a Nature Trail on campus.

One of our teachers attended the US Marine Corps Educator Experience, where he spent several days at Parris Island. During the summer of 2024, another of our teachers attended La Pitchoune, a cooking school in the South of France that was once the home of Julia Child.

Stokes Early College students and staff, partnering with Duke Energy and Wall recycling, collected over 830 pounds of trash during a Creek Sweep near our new Nature Trail as part of the Rockingham County Education Foundation initiative to support Trails K-12 Cleanups in Stokes and Rockingham Counties.

CCP Pathways Success Stories

Alamance Community College: College Transfer Pathway

One recent graduate of Eastern High School in Mebane, NC achieved an impressive academic feat by completing her high school diploma while simultaneously earning an associate of arts degree from Alamance Community College (ACC). She plans to continue her education at Wake Forest University in the fall, where she has been awarded two scholarships: the Steven C. Walker Scholarship for \$1,000 and the George F. Hankins Scholarship for \$5,500.

Her most notable high school experience, she recalls, was receiving the North Carolina Academic Excellence Award. This prestigious honor was presented through the Career CCP program at ACC. This student was both the youngest recipient and the first CCP student to receive this award, an achievement she describes as a moment of immense pride and validation. "Being chosen for this prestigious honor was a significant milestone in my academic journey."

During her time at ACC, she particularly valued her sociology class with Mr. John Neathery, which she attended during both her junior and senior years. "Mr. Neathery was not just a teacher; he became a mentor. He truly saw and heard each student, including me, and his ability to recognize and nurture my potential had a lasting impact." She praised his teaching style, which emphasized student involvement and hands-on learning, making the subject matter engaging and memorable. She expressed her deep gratitude for the CCP program, which allowed her to take these classes at ACC.

Cape Fear Community College: Career and Technical Education Pathway and Apprenticeship Program

Three CCP students from Cape Fear Community College (CFCC) have accepted job offers with A.B. Blake Electrical. These students completed the Level 1 Electrical Apprenticeship program and gained hands-on experience in the electrical trade, preparing them for immediate employment. All three graduates will continue advancing their skills this fall by entering the Level 2 Apprenticeship program.

CFCC's Electrical Apprenticeship program, available to high school students in New Hanover and Pender Counties, is designed to equip students with practical skills and industry knowledge. Supported by a Golden LEAF grant, the program provides comprehensive training, including materials, equipment, and two full-time instructors, to ensure a robust educational experience.

One of these recent graduates shared his enthusiasm, highlighting that the program taught him "not just how to be an electrician, but valuable life lessons." Thomas Blake of A.B. Blake Electrical expressed pride in welcoming these apprentices, noting that their eagerness and dedication signal a promising future for the electrical trade. As a fourth-generation family-owned business, A.B. Blake Electrical values this partnership and the positive impact it brings to Wilmington's electrical industry.

CFCC President Jim Morton emphasized the college's commitment to creating pathways to employment in high-demand fields. "Our Electrical Apprenticeship CCP program provides students with valuable, real-world skills," said Morton. "It's gratifying to see our graduates enter the workforce, contributing immediately to our local economy and the trades community."

Cape Fear Community College: College Transfer Pathway

Starting his college journey through the Cape Fear Community College (CFCC) dual enrollment program, this student has accomplished remarkable milestones. He earned his associate degree, while also contributing to CFCC's community through his involvement in the Student Government Association (SGA), the Sustainability Committee, and Phi Theta Kappa Honor Society. This dedication and involvement helped him overcome early challenges, especially with the guidance and support of CFCC mentors.

Originally from Cary, North Carolina, this student relocated to Hampstead in 2017 and decided CFCC's dual enrollment program was the ideal choice for gaining college credits and immersing himself in college life while still in high school. He quickly adjusted, attributing his success to the supportive faculty, small class sizes, and connections he made on campus. Notably, his role as SGA's Public Information Officer led to significant leadership experience, including working closely with campus board members and participating in statewide conferences.

Following his time at CFCC, he has been accepted into the Disney College Program, where he will stay until January before pursuing his bachelor's degree in political science. His advice to other students is clear: CFCC is more than a school; it's a community that uplifts and supports every student willing to engage. This young man's journey exemplifies the opportunities available through CFCC's CCP program and the supportive environment it fosters.

College of the Albemarle: Career and Technical Education Pathway

This senior at Currituck County High School in Barco, NC is taking full advantage of the Career and Technical Education opportunities provided through the CCP dual enrollment program at College of the Albemarle. He is on track to graduate from COA this fall with a diploma in Computer Integrated Machining (CIM) and is already employed in his field of study at Hoffer Flow Controls in Elizabeth City, NC. He has worked there since June of 2023. When asked how his training through COA has helped him, he said, "The training at COA has helped me learn the importance of safety in machining, along with many techniques that can help improve work efficiency and time management."

Isothermal Community College: College Transfer Pathway

The 2024-2025 academic year began like any other, but everything changed dramatically at the end of September with the arrival of Hurricane Helene in western North Carolina. Despite the significant challenges posed by the storm, this student, like many, has shown remarkable resilience in pursuing his academic and career goals. This exceptional senior at Lake Lure Classical High School faced considerable obstacles in the aftermath of the devastating storm, navigating the balance between basic needs and commitments to reaching future goals. He has continued to make his studies a top priority. With only a few hours of electricity a day from a generator, and restricted access to his home for weeks following the storm, this student has remained committed to completing his fall courses and doing so with excellence. His determination keeps him on track. He will graduate with an associate in science degree and plans to transfer to a state university to pursue a career in engineering.

James Sprunt Community College: College Transfer and Career and Technical Education Pathways

This recent graduate understands the meaning of breaking barriers! Moving to the United States at age nine knowing little to no English, she graduated North Duplin Jr./Sr. High School with a 4.6 GPA. This achievement warrants quite the celebration. Additionally, because of CCP, this student was able to earn not just her high school diploma but also her associate in arts degree and school age education certificate! Her motivation to pursue her degree came from her parents. Because CCP is tuition-free, she was able to save herself and her parents money. She knew she wanted to pursue her post-secondary education so that she could support her parents just as they have supported her.

This Fall, she began classes at the University of Mount Olive where she majors in cybersecurity

and applied computer science. Because of her accolades, she received numerous scholarships to support her along her educational journey. We are so proud of her accomplishments and cannot wait to see what she does next!

Pitt Community College: College Transfer Pathway:

This former student graduated from J. H. Rose High School in Greenville, NC in 2020, having completed several college courses at Pitt Community College in the College Transfer Pathway. He then entered East Carolina University as one of 20 EC Scholars, the university's most prestigious undergraduate award program, and began studying political science. In the summer of 2022, he served an 11-week internship on Capitol Hill as legislative intern in the United State Senate, gaining valuable experience he described as experiencing a "forever dream." In his senior year, he served as ECU's Student Body President and in the summer of 2024, he served as a legislative affairs intern at the White House. His experiences in CCP have prepared him for a bright future and inspired him to continue working harder. He was quoted: "There is no shame in changing your path to success. Involve yourselves in something that you truly find meaning in." He is now enrolled at The University of North Carolina at Chapel Hill's Graduate School Public Administration program, while working at the North Carolina Office of Budget & Management.

Randolph Community College: College Transfer and Career and Technical Education Pathways

In April 2024, Dr. Jill Biden hosted a panel to discuss dual enrollment opportunities that included Governor Roy Cooper, and Undersecretary of the Department of Education, Amy Loyd. In addition to local representatives, several high school students also joined the panel. One of those students was a high school senior from Uwharrie Charter Academy who, through Randolph Community College's CCP program, had completed an EMT certification and several general education courses in preparation for beginning college at North Carolina State University.

This student plans to become a medical professional; he wants to be a trauma surgeon. Through Randolph Community College (RCC), he has been given the opportunity to accomplish these goals. He has completed several general education requirements, and this accelerated advancement likely places him ahead of the competition within his selected career.

This first-generation college student was awarded the Good Night Scholarship, providing full tuition for college. Fast forward to November of 2024, he was invited to the White House in Washington D.C. to share his experiences with the Biden Administration and policymakers from across the country. He shared that with the help of the community college's Career Coaches, he was able to transfer a full year of college credits, while working as an EMT during the summer

months. This young man plans to attend medical school after completing his undergraduate degree.

Surry Community College: Career and Technical Education Pathway and Pre-Apprenticeship Program

This recent graduate was a quiet and reserved student. With an interest in education, she enrolled in Surry Community College's Teacher Preparation pathway through the CCP program. Shortly after starting coursework, she was accepted into a pre-apprenticeship program through the Surry-Yadkin Works, cultivating hands-on and valuable professional experiences at a local middle school. Surry-Yadkin Works Pre-Apprenticeships provide high school students in Surry and Yadkin Counties with real-world experiences, college credit, soft skills development, and a financial stipend for travel.

Since graduating from high school in May 2024, this remarkable young lady has achieved 34 college credit hours and blossomed into a confident and college-ready future educator. With aspirations to continue her studies in education, she has enrolled this fall as a traditional student at Surry Community College to finish the Teacher Preparation program. Upon completing her associate's degree, she plans to complete a bachelor's in elementary education and teach in Surry County.

Wilkes Community College: Career and Technical Education Pathway

During this student's sophomore year at West Wilkes High School in Miller's Creek, she approached a Career Coach to discuss her future. Seemingly confident that a career in the medical field best suited her interests, she shared that at the age of twelve she received an unsettling diagnosis of a rare brain condition that needed corrective surgery. The quality care she received left her with a lasting impression that inspired an interest in nursing.

Her Career Coach shared the highly competitive enrollment process and general education requirements needed for the nursing program at Wilkes Community College. Undeterred by the rigorous college coursework and high school graduation requirements, this student completed 25 college credits and maintained a perfect grade point average by the end of the summer of 2024. Her dedication was further evidenced through actively participating in the Health Occupations Students of America (HOSA) student organization.

In the fall of this year, she was accepted into the Wilkes Community College Nursing Program. She has ambitious plans to continue her education and pursue a BSN at Appalachian State University. This student not only excelled in her studies but also served as a role model for first-year students interested in following in her footsteps.

For questions, please contact CIHS@dpi.nc.gov or sneha.shahcoltrane@dpi.nc.gov.

DRAFT